

11am Bank Account As at 28 February 2022

INSTITUTION	RATE	AMOUNT
ANZ 11am At Call Deposit	0.00%	\$ 11,000,000

Term Deposits - Miscellaneous Funds As at 28 February 2022

INSTITUTION	RATING	DAYS	MATURITY	RATE	AMOUNT
ANZ	AA	304	14-May-22	0.40%	\$ 3,500,000
Westpac	AA	243	22-Jun-22	0.20%	\$ 1,501,572
Westpac	AA	89	17-May-22	0.33%	\$ 1,500,000
Bendigo	BBB	181	23-Mar-22	0.25%	\$ 3,000,000
Westpac	AA	121	06-Apr-22	0.32%	\$ 5,000,000
NAB	AA	120	22-Jun-22	0.43%	\$ 4,000,000
NAB	AA	180	02-Mar-22	0.25%	\$ 2,000,000
Westpac	AA	90	24-Mar-22	0.31%	\$ 3,000,000
Westpac	AA	150	24-Jul-22	0.41%	\$ 2,000,000
Westpac	AA	151	29-Jun-22	0.41%	\$ 4,000,000
NAB	AA	151	19-Apr-22	0.36%	\$ 4,000,000
ANZ	AA	90	24-Mar-22	0.26%	\$ 3,000,000
ANZ	AA	151	25-Apr-22	0.28%	\$ 2,000,000
ANZ	AA	120	26-May-22	0.32%	\$ 4,000,000
WBC	AA	181	10-Mar-22	0.22%	\$ 4,000,000
NAB	AA	120	05-Apr-22	0.43%	\$ 3,000,000
NAB	AA	210	02-Jun-22	0.36%	\$ 3,000,000
NAB	AA	90	03-May-22	0.38%	\$ 4,000,000
ANZ	AA	120	10-Jun-22	0.31%	\$ 2,000,000
ANZ	AA	151	10-Mar-22	0.25%	\$ 3,000,000
CBA	AA	365	29-Sep-22	0.41%	\$ 5,000,000
MeBank	BBB	180	28-Mar-22	0.40%	\$ 2,000,000
MeBank	BBB	210	27-Apr-22	0.40%	\$ 2,000,000
BoQ	BBB	212	29-Apr-22	0.40%	\$ 2,000,000
BoQ	BBB	243	30-May-22	0.40%	\$ 2,000,000
ANZ	AA	273	29-Jun-22	0.39%	\$ 4,000,000
ANZ	AA	242	29-May-22	0.37%	\$ 2,000,000
CBA	AA	150	28-Jul-22	0.45%	\$ 3,000,000

Total of Term Deposits \$ 83,501,572

Weighted Average Annual Rate of Return 0.35%

Airport Redevelopment Funds As at 28 February 2022

WA Treasury Corp. - Overnight Cash Deposit Facility	0.05%	\$ 1,639,532
---	-------	--------------

Total of Airport Redevelopment Funds - WATC \$ 1,639,532

Nil

Total of Airport Redevelopment Funds - Bank Term Deposits \$0

ANZ Cash Account	AA	NA	NA	0.00%	\$ 784,422
------------------	----	----	----	-------	------------

Total of Airport Redevelopment Funds - Other \$ 784,422

Total of Airport Redevelopment Funds \$ 2,423,954

Interest Received 2015/16 \$ 609,666

Interest Received 2016/17 \$ 1,158,623

Interest Received 2017/18 \$ 631,835

Interest Received 2018/19 \$ 121,836

Interest Received 2019/20 \$ 43,093

Interest Received 2020/21 \$ 2,267

Interest Received 2021/22 \$ 483

Interest Accrued but not yet Received \$ 63

Total Interest Airport Funds (Non-Reserve) at month's end \$ 2,567,866

Interest Transferred out and held in City Reserve Account 136 \$ 1,085,630

Interest Transferred out to Municipal Funds \$ 24,235

Interest Earnt (incl. Accrued) on Funds Held in City Reserve A/c 136 \$ 81,089

(Note: Funds held with the WATC are in accordance with the Airport Redevelopment Funding Contract and the Foreshore Development Contract and are not held within the requirements of the City's Investment Policy 218)

SUMMARY OF ALL INVESTMENTS HELD

	As at 1 year ago	As at 30 June 2021	As at 28 February 2022
11am Bank Account	\$ 6,000,000	\$ 9,500,000	\$ 11,000,000
Term Deposits - Misc. Funds	\$ 72,500,000	\$ 65,500,000	\$ 83,501,572
Foreshore Development Funds - WATC	\$ -	\$ -	\$ -
Airport Redevelopment - WATC Deposits	\$ 1,638,712	\$ 1,639,048	\$ 1,639,532
Airport Redevelopment - Bank Term Deposit	\$ -	\$ -	\$ -
Airport Redevelopment - ANZ Cash A/c	\$ 1,158,221	\$ 784,422	\$ 784,422
Total of all Investments Held	\$ 81,296,933	\$ 77,423,471	\$ 96,925,526

TOTAL INTEREST RECEIVED AND ACCRUED \$ 314,281 \$ 400,095 \$ 145,651

INTEREST BUDGET \$ 430,856 \$ 652,934 \$ 145,264

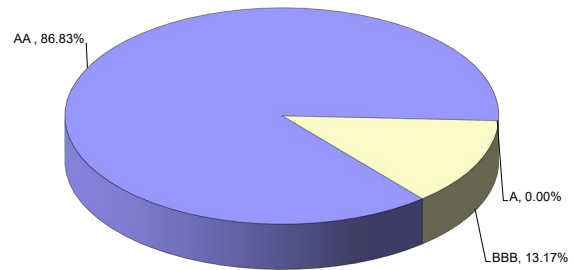
(Note: Interest figures relate to City general funds only and does not include interest allocated to specific areas such as the Airport Redevelopment)

Statement of Compliance with Council's Investment Policy 218

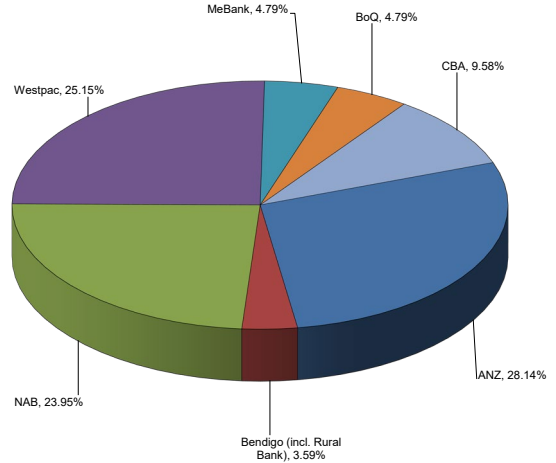
1. All funds are to be invested within legislative limits.	Fully Compliant
2. All individual funds held within the portfolio are not to exceed a set percentage of the total portfolio value.	Fully Compliant
3. The amount invested based upon the Fund's Rating is not to exceed the set percentages of the total portfolio.	Fully Compliant
4. The amount invested based upon the Investment Horizon is not to exceed the set percentages of the total portfolio.	Fully Compliant

Investment Graphs

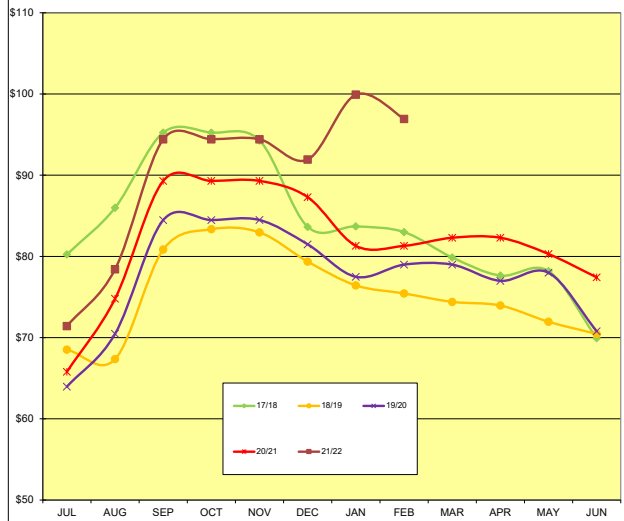
Summary of Term Deposits by S & P Rating (Excludes WATC and 11am Cash Account Funds)



Summary of Term Deposits by Institution (Excludes WATC and 11am Cash Account Funds)



Balance of Investments (\$millions)



Interest Earnt on Investments (\$millions)

