

**City of Busselton**

**Statement of Financial Activity**

**For The Period Ending 31 March 2015**

	2014/2015 Actual	2014/2015 Amended Budget YTD	2014/2015 Amended Budget	2014/2015 Original Budget	2014/2015 YTD Budget Variance
	\$	\$	\$	\$	%
<b>Revenue from Ordinary Activities</b>					
Rates	36,319,246	35,908,177	35,957,473	35,957,473	1.14%
Operating Grants, Subsidies and Contributions	3,088,055	2,887,861	4,279,718	4,102,963	6.93%
Fees & Charges	12,277,277	11,694,348	13,627,230	13,627,230	4.98%
Other Revenue	424,084	443,222	605,222	605,222	-4.32%
Interest Earnings	1,855,780	1,952,404	2,552,190	2,552,190	-4.95%
	<b>53,964,442</b>	<b>52,886,012</b>	<b>57,021,833</b>	<b>56,845,078</b>	<b>2.04%</b>
<b>Expenses from Ordinary Activities</b>					
Employee Costs	(19,101,699)	(19,070,629)	(24,930,623)	(24,819,323)	0.16%
Materials & Contracts	(9,153,349)	(11,457,216)	(15,189,738)	(15,308,252)	-20.11%
Utilities (Gas, Electricity, Water etc.)	(1,530,280)	(1,676,160)	(2,234,664)	(2,234,664)	-8.70%
Depreciation on non current assets	(9,030,456)	(7,527,760)	(10,002,780)	(10,002,780)	19.96%
Insurance Expenses	(695,850)	(783,947)	(785,076)	(785,076)	-11.24%
Other Expenditure	(2,208,944)	(2,212,577)	(3,282,609)	(3,265,309)	-0.16%
Allocations	1,503,896	1,427,361	1,875,168	1,875,168	5.36%
	<b>(40,216,682)</b>	<b>(41,300,928)</b>	<b>(54,550,322)</b>	<b>(54,540,236)</b>	<b>-2.63%</b>
<b>Borrowings Cost Expense</b>					
Interest Expenses	(777,315)	(862,984)	(1,221,098)	(1,435,644)	-9.93%
	<b>(777,315)</b>	<b>(862,984)</b>	<b>(1,221,098)</b>	<b>(1,435,644)</b>	<b>-9.93%</b>
Non-Operating Grants, Subsidies and Contributions	3,716,294	4,355,706	14,428,446	14,210,883	-14.68%
Profit on Asset Disposals	31,513	9,324	11,324	11,324	237.98%
Loss on Asset Disposals	(115,357)	(42,392)	(65,915)	(65,915)	172.12%
	<b>3,632,450</b>	<b>4,322,638</b>	<b>14,373,855</b>	<b>14,156,292</b>	<b>-15.97%</b>
<b>Net Result</b>	<b>16,602,895</b>	<b>15,044,738</b>	<b>15,624,268</b>	<b>15,025,490</b>	<b>10.36%</b>
<b>Adjustments for Non-cash Revenue &amp; Expenditure</b>					
Depreciation	9,030,456	7,527,760	10,002,780	10,002,780	
Donated Assets	(123,161)	0	(1,220,000)	(1,220,000)	
(Profit)/Loss on Sale of Assets	83,844	33,068	54,591	54,591	
Allocations & Other Adjustments	102	0	0	0	
Deferred Pensioner Movements	2,268	0	0	0	
Recording of Employee Entitlements (Provisions)	(24,868)	(24,868)	(33,135)	(33,135)	
Deposit & Bonds Movements (cash backed)	(1,439,361)	0	0	0	
<b>Capital Revenue &amp; (Expenditure)</b>					
Land & Buildings	(3,602,359)	(5,920,957)	(9,080,220)	(9,962,051)	-39.16%
Plant & Equipment	(1,938,768)	(2,911,805)	(3,510,130)	(3,477,092)	-33.42%
Furniture & Equipment	(271,878)	(403,254)	(610,535)	(606,485)	-32.58%
Infrastructure	(8,007,520)	(18,170,093)	(26,660,303)	(25,512,849)	-55.93%
Proceeds from Sale of Assets	533,818	722,850	867,850	867,850	-26.15%
Proceeds from New Loans	18,000,000	24,830,000	24,830,000	24,830,000	-27.51%
Self Supporting Loans - Repayment of Principal	50,338	51,541	69,456	69,456	-2.33%
Total Loan Repayments - Principal	(1,067,604)	(1,145,577)	(1,565,146)	(1,444,827)	-6.81%
Advances to Community Groups	0	(30,000)	(30,000)	(30,000)	-100.00%
Transfer to Restricted Assets	(1,402,623)	(777,514)	(1,036,685)	(1,036,685)	80.40%
Transfer from Restricted Assets	3,337,352	2,416,993	3,399,589	3,222,657	38.08%
Transfer to Reserves	(23,135,154)	(23,043,735)	(26,675,617)	(26,442,270)	0.40%
Transfer from Reserves	0	0	14,180,022	14,299,355	0.00%
Opening Funds (Deficit)	1,393,215	1,393,215	1,393,215	1,393,215	
<b>Net Current Position - Surplus / (Deficit)</b>	<b>8,020,993</b>	<b>(407,638)</b>	<b>0</b>	<b>0</b>	

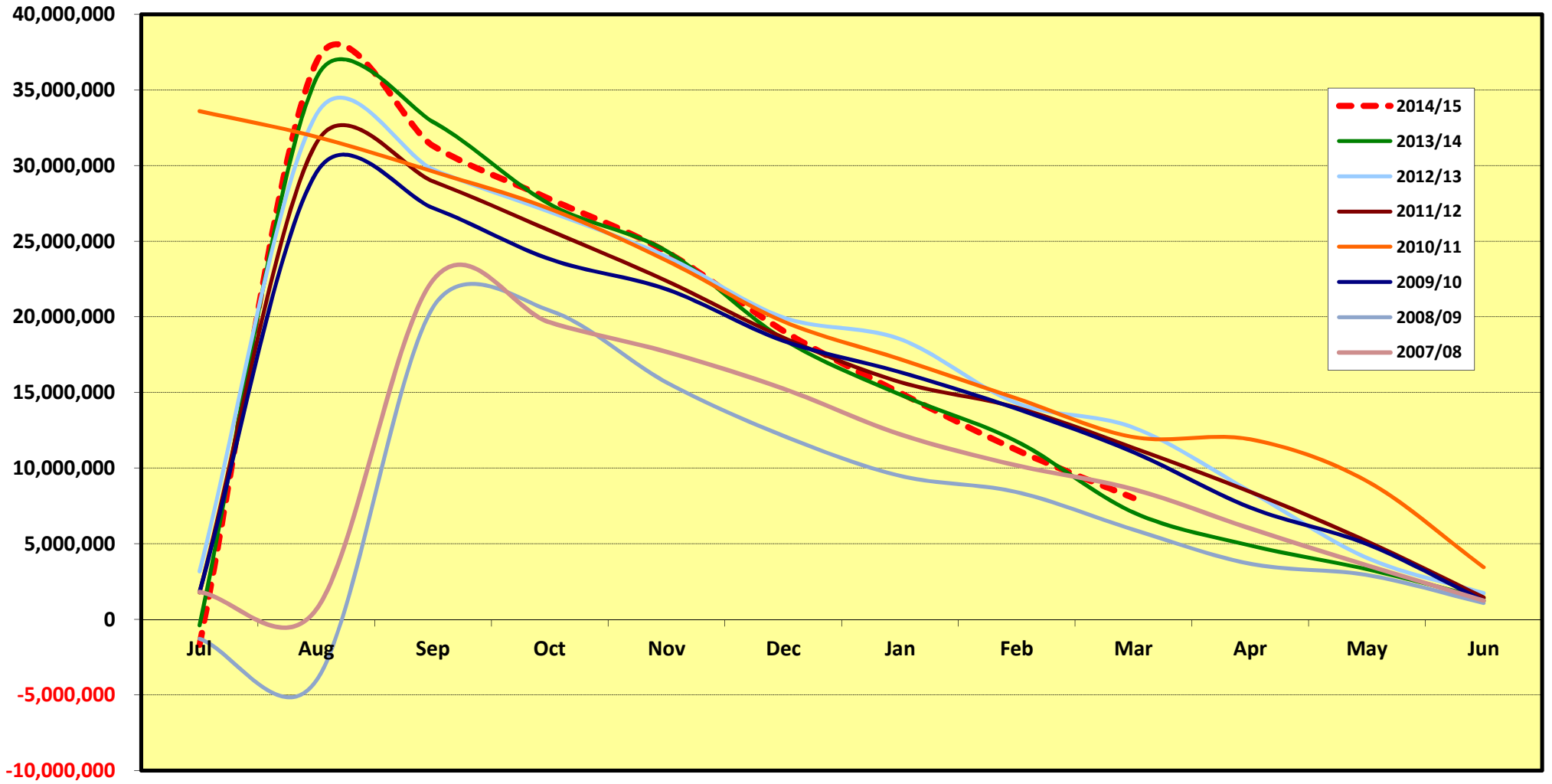
**City of Busselton**

**Net Current Position**

**For The Period Ending 31 March 2015**

	2014/15 Actual	2014/15 Amended Budget	2014/15 Original Budget	2013/14 Actual
	\$	\$	\$	\$
<b><u>NET CURRENT ASSETS</u></b>				
<b><u>CURRENT ASSETS</u></b>				
Cash - Unrestricted	3,276,931	103,745	103,745	896,960
Cash - Restricted	65,864,497	54,984,311	54,808,563	44,851,621
Sundry Debtors	1,858,322	1,600,771	1,600,771	2,000,772
Rates Outstanding - General	4,003,173	1,387,798	1,387,798	1,487,797
Stock on Hand	16,543	40,000	40,000	25,702
	<b><u>75,019,466</u></b>	<b><u>58,116,625</u></b>	<b><u>57,940,877</u></b>	<b><u>49,262,852</u></b>
<b><u>LESS: CURRENT LIABILITIES</u></b>				
Bank Overdraft	0	0	0	0
Sundry Creditors	1,133,976	3,132,314	3,132,314	3,018,016
Deposits and Bonds	2,038,471	3,477,832	3,477,832	3,477,832
	<b><u>3,172,447</u></b>	<b><u>6,610,146</u></b>	<b><u>6,610,146</u></b>	<b><u>6,495,848</u></b>
Current Position (inclusive of Restricted Funds)	71,847,019	51,506,479	51,330,731	42,767,004
Add: Cash Backed Liabilities (Deposits & Bonds)	2,038,471	3,477,832	3,477,832	3,477,832
Less: Cash - Restricted Funds	(65,864,497)	(54,984,311)	(54,808,563)	(44,851,621)
<b>NET CURRENT ASSET POSITION</b>	<b><u><u>8,020,993</u></u></b>	<b><u><u>0</u></u></b>	<b><u><u>0</u></u></b>	<b><u><u>1,393,215</u></u></b>

**City of Busselton**  
**Net Current Position**  
**Year on Year Comparative**



**City of Busselton**

**Capital Acquisition Report**

**Property, Plant & Equipment, Infrastructure**

**For the Period Ending 31 March 2015**

Description	2014/15 Actual YTD	2014/15 Amended Budget YTD	2014/15 Amended Budget	2014/15 Original Budget	2014/15 Budget YTD Variance
	\$	\$	\$	\$	%
<b>&gt;&gt; Property, Plant &amp; Equipment</b>					
<b>Land</b>					
10610 Property Services Administration	10,458	74,997	100,000	100,000	-86.06%
G0032 Rubbish Sites Development	0	0	0	900,000	0.00%
<b>Total Land</b>	<b>10,458</b>	<b>74,997</b>	<b>100,000</b>	<b>1,000,000</b>	<b>-86.06%</b>
<b>Buildings</b>					
<b>Major Projects</b>					
<b>Major Project - Busselton Foreshore</b>					
B9570 Foreshore East-Youth Precinct Community Youth Building/SLSC	0	1,933,332	2,900,000	2,900,000	-100.00%
B9583 Railway House	1,827	1,100,000	2,000,000	2,000,000	-99.83%
B9584 Jetty Depot - Maintenance Compound	372,766	243,747	325,000	325,000	52.93%
	374,593	3,277,079	5,225,000	5,225,000	-88.57%
<b>Major Project - Administration Building</b>					
B9010 Civic and Administration Centre	629,233	214,412	914,412	914,412	193.47%
	629,233	214,412	914,412	914,412	193.47%
<b>Buildings (Other)</b>					
B9300 Aged Housing Capital Improvements - Winderlup	7,633	20,000	20,000	20,000	-61.84%
B9301 Aged Housing Capital Improvements - Harris Road	5,841	10,000	10,000	10,000	-41.59%
B9402 Busselton Waste Transfer Station - Buildings	0	45,000	60,000	60,000	-100.00%
B9502 Dunsborough Hall Building Upgrade	151,213	200,000	200,000	200,000	-24.39%
B9520 Yallingup Hall	1,066	47,945	47,945	47,945	-97.78%
B9552 Youth Hall Refurbishment	58,966	71,500	71,500	71,500	-17.53%
B9554 GLC Extensions	942,479	685,159	907,500	889,331	37.56%
B9558 Churchill Park - Change Room Refurbishment	56,452	60,000	60,000	60,000	-5.91%
B9560 Busselton Beachfront Ablutions	338	21,655	22,544	22,544	-98.44%
B9585 Alan Street Ablutions	38,658	40,000	40,000	40,000	-3.36%
B9586 Old Butter Factory Museum Renewal	49,383	100,000	100,000	100,000	-50.62%
B9587 Roof Anchor Installations (Various Buildings)	38,930	65,000	65,000	65,000	-40.11%
B9588 Old Court House Building Upgrade	46,875	61,000	61,000	61,000	-23.16%
B9589 Busselton Marine Rescue Ablutions	0	10,665	10,665	10,665	-100.00%
B9590 GLC - LED Lighting	133,077	133,100	133,100	133,100	-0.02%
B9708 Busselton Airport Terminal - Stage 2	1,017,165	743,445	991,554	991,554	36.82%
B9900 Old Fire Station Building	40,000	40,000	40,000	40,000	0.00%
	2,588,076	2,354,469	2,840,808	2,822,639	9.92%
<b>Total Buildings</b>	<b>3,591,901</b>	<b>5,845,960</b>	<b>8,980,220</b>	<b>8,962,051</b>	<b>-38.56%</b>
<b>Total Land &amp; Buildings</b>	<b>3,602,359</b>	<b>5,920,957</b>	<b>9,080,220</b>	<b>9,962,051</b>	<b>-39.16%</b>
<b>Plant &amp; Equipment</b>					
10100 Finance & Corporate Services Support	34,661	50,000	50,000	50,000	-30.68%
10200 Financial Services	45,388	50,000	50,000	50,000	-9.22%
10502 Community & Commercial Services Support	46,257	50,000	50,000	50,000	-7.49%
10521 Human Resources & Payroll	64,686	75,000	75,000	75,000	-13.75%
10591 Geographe Leisure Centre	41,267	42,538	42,538	35,000	-2.99%
10600 Kookaburra Caravan Park	115,195	116,792	119,292	119,292	-1.37%
10610 Property Services Administration	31,728	35,000	35,000	35,000	-9.35%
10630 Property and Business Development	38,602	40,000	40,000	40,000	-3.50%
10800 Planning Directorate Support	0	0	50,000	50,000	0.00%
10810 Statutory Planning	96,252	105,000	105,000	105,000	-8.33%
10920 Environmental Health Services Administration	34,253	35,000	35,000	35,000	-2.13%
10922 Preventative Services - Mosquitoes	0	2,475	3,300	3,300	-100.00%
10940 Fire Prevention DFES	47,224	50,000	50,000	50,000	-5.55%
10950 Animal Control	45,856	50,000	50,000	50,000	-8.29%
11107 Engineering Services Design	32,520	37,000	37,000	37,000	-12.11%
11160 Busselton Jetty	8,087	20,000	20,000	20,000	-59.57%
11401 Transport - Workshop	(2,450)	0	0	0	0.00%

**City of Busselton**

**Capital Acquisition Report**

**Property, Plant & Equipment, Infrastructure**

**For the Period Ending 31 March 2015**

Description	2014/15 Actual YTD	2014/15 Amended Budget YTD	2014/15 Amended Budget	2014/15 Original Budget	2014/15 Budget YTD Variance
	\$	\$	\$	\$	%
11402 Plant Purchases (P10)	722,356	754,000	754,000	728,500	-4.20%
11403 Plant Purchases (P11)	111,280	640,000	675,000	675,000	-82.61%
11404 Plant Purchases (P12)	403,534	725,000	1,235,000	1,235,000	-44.34%
11406 Plant Purchases (P14)	19,894	34,000	34,000	34,000	-41.49%
B1029 Busselton Branch SES	2,180	0	0	0	0.00%
<b>Total Plant &amp; Equipment</b>	<b>1,938,768</b>	<b>2,911,805</b>	<b>3,510,130</b>	<b>3,477,092</b>	<b>-33.42%</b>

**Furniture & Office Equipment**

10250 Information Technology	81,692	282,717	376,965	376,965	-71.10%
10360 Customer Services	1,400	1,125	1,500	1,500	24.44%
10380 Busselton Library	3,000	2,000	7,000	7,000	50.00%
10381 Dunsborough Library	0	0	15,000	15,000	0.00%
10590 Naturaliste Community Centre	7,157	10,000	15,000	10,000	-28.43%
10591 Geographe Leisure Centre	44,371	30,312	40,420	40,420	46.38%
10616 Winderlup Villas Aged Housing	511	5,000	10,000	10,000	-89.78%
10617 Harris Road Aged Housing	856	5,000	5,000	5,000	-82.87%
10625 Art Geo Administration	10,000	10,000	10,000	10,000	0.00%
10810 Statutory Planning	1,015	0	0	0	0.00%
10900 Cultural Planning	62,610	53,500	126,050	127,000	17.03%
10910 Building Services	1,015	0	0	0	0.00%
10920 Environmental Health Services Administration	3,136	3,600	3,600	3,600	-12.89%
10940 Fire Prevention DFES	1,359	0	0	0	0.00%
11107 Engineering Services Design	6,410	0	0	0	0.00%
11151 Airport Operations	35,654	0	0	0	0.00%
11160 Busselton Jetty	1,015	0	0	0	0.00%
B1000 Administration Building- 2-16 Southern Drive	6,100	0	0	0	0.00%
B1013 Dunsborough Bushfire Brigade	80	0	0	0	0.00%
B1014 Eagle Bay Bushfire Brigade	161	0	0	0	0.00%
B1015 Hithergreen District Bushfire Brigade	80	0	0	0	0.00%
B1018 Kaloorup Bushfire Brigade	80	0	0	0	0.00%
B1019 Metricup Bushfire Brigade	80	0	0	0	0.00%
B1020 North Acton Park Bushfire Brigade	80	0	0	0	0.00%
B1021 South Acton Park Bushfire Brigade	80	0	0	0	0.00%
B1022 Sussex Bushfire Brigade	80	0	0	0	0.00%
B1023 Vasse Bushfire Brigade	80	0	0	0	0.00%
B1024 Wilyabrup Bushfire Brigade	80	0	0	0	0.00%
B1025 Yallingup Coastal Bushfire Brigade	80	0	0	0	0.00%
B1026 Yallingup Rural Bushfire Brigade	80	0	0	0	0.00%
B1028 Yoongarillup Bushfire Brigade	80	0	0	0	0.00%
G0030 Busselton Rubbish Site	2,203	0	0	0	0.00%
R9999 Miscellaneous Plant & Equipment	1,250	0	0	0	0.00%
<b>Total Furniture &amp; Office Equipment</b>	<b>271,878</b>	<b>403,254</b>	<b>610,535</b>	<b>606,485</b>	<b>-32.58%</b>

**>> Infrastructure**

**Major Project - Busselton Foreshore**

C3064 Foreshore East - Coastal Defences (Jetty to Brown St)	352,791	1,875,000	3,000,000	3,000,000	-81.18%
C3094 Busselton Foreshore - Stage 3(Site investigation, design etc.)	14,404	14,085	18,782	18,782	2.26%
C3098 Active Playing Fields - Barnard Park (Eastern Section)	1,757,521	1,389,008	1,815,333	1,705,333	26.53%
C3103 Foreshore East Youth Precinct (Skate Park & Adv. Playground)	81,236	525,000	2,100,000	2,100,000	-84.53%
C3106 Foreshore East - Scout Hall Relocation	175,000	175,000	175,000	175,000	0.00%
C3107 Foreshore East - Foreshore Promenade (Jetty to Brown St)	101,450	1,333,332	2,000,000	2,000,000	-92.39%
C3114 Foreshore East - Stanley Street Services	5,514	187,497	250,000	250,000	-97.06%
W0120 Foreshore East - Brown Street Extension	495,357	870,530	894,043	800,000	-43.10%
W0131 Foreshore East - Spine Road and Ancillary Council Works	14,006	750,000	1,000,000	1,000,000	-98.13%
	<b>2,997,280</b>	<b>7,119,452</b>	<b>11,253,158</b>	<b>11,049,115</b>	<b>-57.90%</b>

**Busselton Jetty**

C3066 West Swim Jetty	49,712	0	20,000	20,000	0.00%
C3499 Busselton Jetty Infrastructure Works for Mobile Services	48,642	60,000	60,000	60,000	-18.93%
C3500 Busselton Jetty Refurbishment	2,152	550,000	550,000	550,000	-99.61%
	<b>100,507</b>	<b>610,000</b>	<b>630,000</b>	<b>630,000</b>	<b>-83.52%</b>

**City of Busselton**

**Capital Acquisition Report**

**Property, Plant & Equipment, Infrastructure**

**For the Period Ending 31 March 2015**

Description	2014/15 Actual YTD	2014/15 Amended Budget YTD	2014/15 Amended Budget	2014/15 Original Budget	2014/15 Budget YTD Variance
	\$	\$	\$	\$	%
<b>Footpaths Construction</b>					
F0038	16,412	20,307	20,307	20,307	-19.18%
F0042	0	4,000	10,000	137,726	-100.00%
F0052	49,086	61,371	61,371	61,371	-20.02%
F0053	29,740	103,322	103,322	103,322	-71.22%
F0054	700	50,000	50,000	50,000	-98.60%
F0056	38,163	30,000	30,000	0	27.21%
F0057	51	17,226	17,226	0	-99.70%
	<u>134,152</u>	<u>286,226</u>	<u>292,226</u>	<u>372,726</u>	<u>-53.13%</u>
<b>Drainage Construction - Street</b>					
D0009	0	22,500	30,000	30,000	-100.00%
D0010	126,884	65,000	130,000	130,000	95.21%
D0013	38,000	38,025	38,025	38,025	-0.07%
	<u>164,884</u>	<u>125,525</u>	<u>198,025</u>	<u>198,025</u>	<u>31.36%</u>
<b>Car Parking Construction</b>					
C0027	809	97,506	130,000	130,000	-99.17%
C0031	2,121	209,970	209,970	209,970	-98.99%
C0032	26,454	4,000	16,000	16,000	561.36%
C0033	51,750	0	72,000	72,000	0.00%
C0034	30,511	0	30,000	30,000	0.00%
	<u>111,645</u>	<u>311,476</u>	<u>457,970</u>	<u>457,970</u>	<u>-64.16%</u>
<b>Bridges Construction</b>					
A0010	0	0	288,000	288,000	0.00%
A0014	276,000	0	276,000	276,000	0.00%
A0015	0	0	177,000	177,000	0.00%
A0016	11,649	12,269	12,269	12,269	-5.05%
A0017	0	322,500	645,000	645,000	-100.00%
A0018	58,847	0	84,000	84,000	0.00%
	<u>346,496</u>	<u>334,769</u>	<u>1,482,269</u>	<u>1,482,269</u>	<u>3.50%</u>
<b>Cycleways Construction</b>					
F1008	0	0	0	89,448	0.00%
F1011	0	0	0	98,638	0.00%
F1015	3,189	75,003	100,000	100,000	-95.75%
	<u>3,189</u>	<u>75,003</u>	<u>100,000</u>	<u>288,086</u>	<u>-95.75%</u>
<b>Townscape Construction</b>					
C1024	244,195	450,000	450,000	450,000	-45.73%
C1025	178,572	276,268	297,150	297,150	-35.36%
	<u>422,768</u>	<u>726,268</u>	<u>747,150</u>	<u>747,150</u>	<u>-41.79%</u>
<b>Boat Ramps Construction</b>					
C1502	8,013	164,997	220,000	220,000	-95.14%
C1503	69,975	62,424	83,236	83,236	12.10%
C1504	61,035	54,657	72,875	72,875	11.67%
C1510	45,031	22,500	30,000	30,000	100.14%
	<u>184,054</u>	<u>304,578</u>	<u>406,111</u>	<u>406,111</u>	<u>-39.57%</u>
<b>Beach Restoration</b>					
C2511	59,568	142,497	190,000	190,000	-58.20%
C2512	14,552	78,750	105,000	105,000	-81.52%
C2513	28,024	426,006	568,000	568,000	-93.42%



**City of Busselton**

**Capital Acquisition Report**

**Property, Plant & Equipment, Infrastructure**

**For the Period Ending 31 March 2015**

Description	2014/15 Actual YTD	2014/15 Amended Budget YTD	2014/15 Amended Budget	2014/15 Original Budget	2014/15 Budget YTD Variance
	\$	\$	\$	\$	%
C2520 Coastal Protection Works	17,978	15,003	20,000	20,000	19.83%
	120,121	662,256	883,000	883,000	-81.86%
<b><u>Parks, Gardens &amp; Reserves</u></b>					
C3006 Playgrounds General - Replacement of playground equipment	44,584	34,695	46,262	46,262	28.50%
C3007 Park Furniture Replacement - Replace aged & unsafe Equip	41,225	33,453	44,608	44,608	23.23%
C3014 Meelup Park - Fire Access Trail	0	15,003	20,000	20,000	-100.00%
C3042 Water Conservation Initiatives	18,905	18,747	25,000	25,000	0.84%
C3059 Seymour Park	0	22,509	30,000	30,000	-100.00%
C3096 Yallingup Park - Upgrades	257,524	178,317	237,742	237,742	44.42%
C3097 Lions Park Busselton - Refurbishment	113,210	94,158	125,541	125,541	20.23%
C3109 Blackhurst Park	124,574	66,321	88,425	88,425	87.83%
C3110 Dunsborough Lions Park	15,190	139,833	186,440	186,440	-89.14%
C3117 Smith Beach Surrounds	480	48,465	64,633	64,633	-99.01%
C3121 Smiths Beach Shower (Main Car Park)	5,125	6,003	8,000	8,000	-14.62%
C3122 Rails to Trails	0	118,877	143,880	100,000	-100.00%
C3123 Geographe Leisure Centre - Landscaping	135,386	140,268	177,000	147,000	-3.48%
C3124 Rails-to-Trails Interpretation (Vasse Trailhead stage)	0	40,950	40,950	0	-100.00%
C3125 Kaloorup Road Vehicle Drop-off Area	15,765	10,000	10,000	0	57.65%
	771,968	967,599	1,248,481	1,123,651	-20.22%
<b><u>Airport Construction</u></b>					
C6007 Airport Helipad and Infrastructure Works	17,717	11,500	11,500	0	54.06%
C6011 A/P Dev - RADS Jet A1 Installation	0	524,997	700,000	700,000	-100.00%
C6013 A/P Dev - RADS New Apron	176,958	442,503	695,167	590,000	-60.01%
C6016 A/P Dev - Taxiway / Hanger Extension	135,346	163,116	217,492	217,492	-17.02%
	330,021	1,142,116	1,624,159	1,507,492	-71.10%
<b><u>Cemetery Capital Works</u></b>					
C1605 Busselton Cemetery Infrastructure Upgrades	12,996	20,961	27,960	27,960	-38.00%
C1609 Pioneer Cemetery - Implement Conservation Plan	4,300	15,003	20,000	20,000	-71.34%
	17,296	35,964	47,960	47,960	-51.91%
<b><u>Beach Front Infrastructure Works</u></b>					
C1752 Beach Access Improvements	0	54,360	72,480	72,480	-100.00%
C1753 Eagle Bay Viewing Platform	0	17,253	23,000	23,000	-100.00%
C1756 Busselton Shark Net	435	200,000	200,000	0	-99.78%
	435	271,613	295,480	95,480	-99.84%
<b><u>Aged Housing - Infrastructure Works</u></b>					
C3451 Aged Housing Infrastructure - Fencing (Upgrade)	15,853	35,000	35,000	35,000	-54.70%
	15,853	35,000	35,000	35,000	-54.70%
<b><u>Sanitation Infrastructure</u></b>					
C3478 Dunsborough Tip Upgrade Septage	2,590	41,247	55,000	55,000	-93.72%
C3479 New Cell Development	11,560	337,503	700,000	50,000	-96.57%
C3481 Transfer Station Development	76,602	1,125,000	1,500,000	1,500,000	-93.19%
C3483 Road Sealing	15,721	73,260	97,675	97,675	-78.54%
C3485 Site Rehabilitation - Busselton	0	123,750	165,000	165,000	-100.00%
C3486 Site Rehabilitation - Ruabon	232	37,503	50,000	50,000	-99.38%
	106,706	1,738,263	2,567,675	1,917,675	-93.86%
<b><u>Main Roads</u></b>					
S0010 Abbeys Farm Road - Second Coat Seal	44,814	40,337	40,337	40,337	11.10%
S0011 Johnson Road	61,762	72,503	72,503	72,503	-14.82%
S0013 Brash Road	8,632	10,910	10,910	10,910	-20.88%

**City of Busselton**

**Capital Acquisition Report**

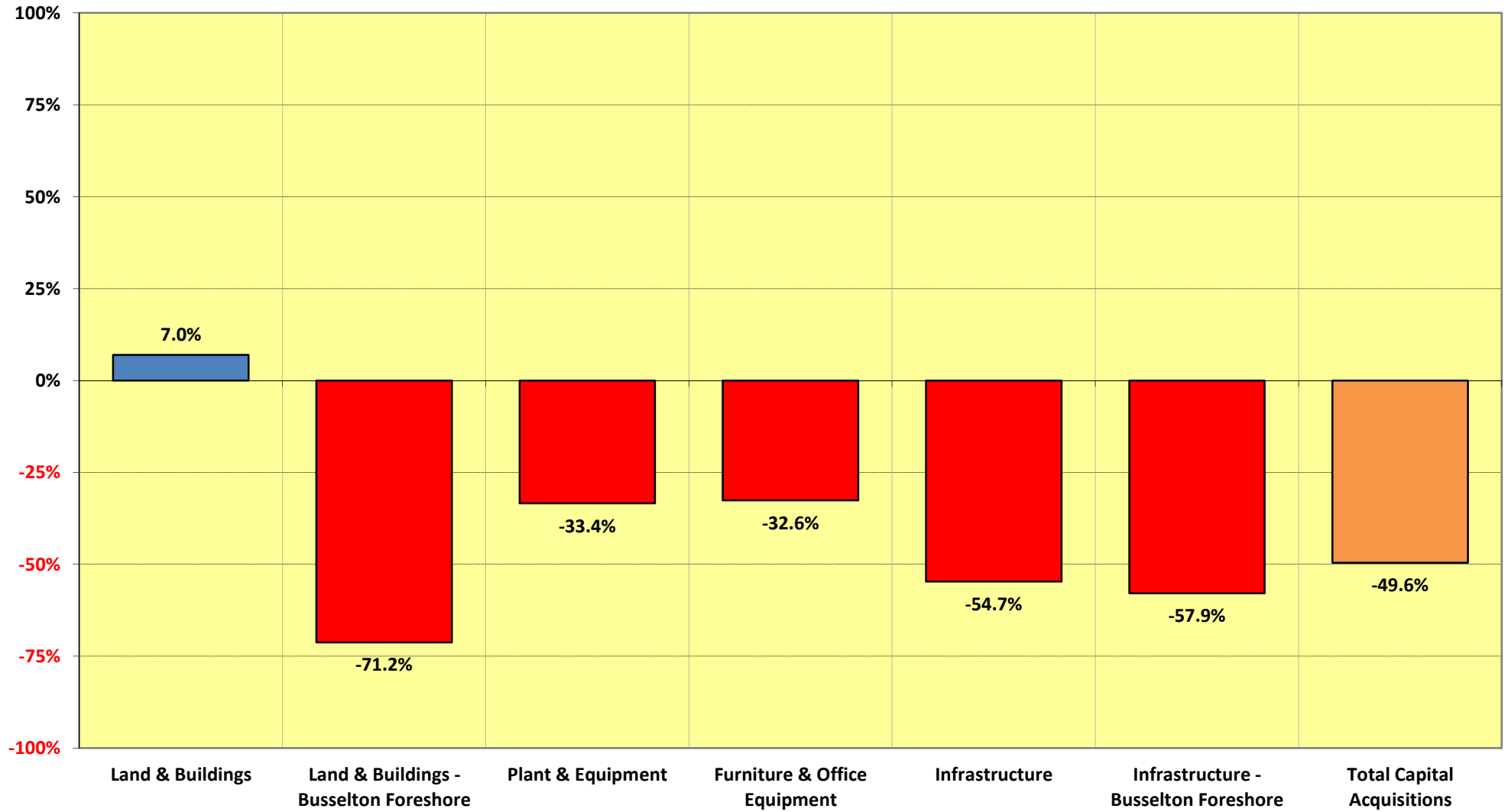
**Property, Plant & Equipment, Infrastructure**

**For the Period Ending 31 March 2015**

Description	2014/15 Actual YTD	2014/15 Amended Budget YTD	2014/15 Amended Budget	2014/15 Original Budget	2014/15 Budget YTD Variance
	\$	\$	\$	\$	%
S0014 Oates Road	7,534	7,860	7,860	7,860	-4.15%
S0015 Harman's Mill Road	70,710	92,440	92,440	92,440	-23.51%
S0016 Beckett Road	4,822	30,952	30,952	30,952	-84.42%
S0017 Goldsmith Street	213	26,898	26,898	26,898	-99.21%
S0035 Strelly Street	1,505	75,000	150,000	150,000	-97.99%
S0046 Commonage Road	440	96,640	193,278	193,278	-99.54%
S0049 Layman Road	404,477	375,002	750,000	750,000	7.86%
S0057 Cape Naturaliste Road	305,976	153,600	307,200	307,200	99.20%
S0062 Queen Elizabeth Ave asphalt overlay various sections	91,166	52,500	105,000	105,000	73.65%
S0064 Peel Terrace	5,781	29,946	74,864	74,864	-80.70%
	<b>1,007,831</b>	<b>1,064,588</b>	<b>1,862,242</b>	<b>1,862,242</b>	<b>-5.33%</b>
<b>Roads to Recovery</b>					
T0012 Johnson Road	205	13,367	13,367	13,367	-98.47%
T0032 Ambergate Road	88,489	91,482	91,482	91,482	-3.27%
T0049 Bentley Road	2,026	36,000	36,000	36,000	-94.37%
T0050 Berry Street	15,964	59,873	59,873	59,873	-73.34%
T0051 Bloor Street	53,390	97,081	97,081	97,081	-45.00%
T0052 Lagoon Place	56,972	76,104	76,104	76,104	-25.14%
T0053 Robbie's Close	0	45,807	45,807	45,807	-100.00%
T0054 Staley Road	57,530	90,830	90,830	90,830	-36.66%
T0055 Stroud Street	52,828	91,265	91,265	91,265	-42.12%
T0056 Whatman Street	0	73,880	73,880	73,880	-100.00%
	<b>327,405</b>	<b>675,689</b>	<b>675,689</b>	<b>675,689</b>	<b>-51.55%</b>
<b>Council Roads Initiative</b>					
W0001 Coley Road	613	0	25,000	25,000	0.00%
W0028 Bus Bays & Shelters	15,555	187,500	300,000	250,000	-91.70%
W0071 Puzey Road	109,088	831,105	831,105	831,105	-86.87%
W0075 Ludlow Hithergreen Road	179	6,000	6,000	6,000	-97.01%
W0099 Jensen Way	33,535	70,500	70,500	0	-52.43%
W0121 Geographe Bay Road	398,864	308,131	308,131	308,131	29.45%
W0123 Blythe Road	32,319	36,849	36,849	36,849	-12.29%
W0124 Coolilup Road	18,634	41,000	41,000	41,000	-54.55%
W0125 Douglas Road	28,624	25,351	25,351	25,351	12.91%
W0126 Gulberti Road	35,650	35,322	35,322	35,322	0.93%
W0127 Lyle Road	84,833	84,450	84,450	84,450	0.45%
W0128 Worgan Road	47,144	45,000	45,000	45,000	4.76%
W0130 Bussell Highway Pedestrian Refuge	14,599	0	20,000	20,000	0.00%
W0132 Causeway Road	0	12,500	25,000	25,000	-100.00%
W0133 Charnu Place	25,273	0	0	0	0.00%
	<b>844,909</b>	<b>1,683,708</b>	<b>1,853,708</b>	<b>1,733,208</b>	<b>-49.82%</b>
<b>Total Infrastructure</b>	<b>8,007,520</b>	<b>18,170,093</b>	<b>26,660,303</b>	<b>25,512,849</b>	<b>-55.93%</b>



**Capital Acquisitions**  
**YTD Variance (Budget v Actual)**  
**2014/15 Financial Year**



**City of Busselton**

**Reserves Movement Report**

**For The Period Ending 31 March 2015**

	2014/2015 Actual	2014/2015 Amended Budget YTD	2014/2015 Amended Budget	2014/2015 Original Budget	2013/2014 Actual
	\$	\$	\$	\$	\$
<b>100 Airport Runway Reserve</b>					
Accumulated Reserves at Start of Year	597,302.42	597,302.42	597,302.42	597,302.42	247,141.63
Interest transfer to Reserves	20,847.16	15,921.00	21,228.00	21,228.00	10,752.23
Transfer from Muni	119,250.00	119,250.00	159,000.00	159,000.00	339,408.56
Transfer to Muni	0.00	0.00	(609,912.00)	(504,745.00)	0.00
	<u>737,399.58</u>	<u>732,473.42</u>	<u>167,618.42</u>	<u>272,785.42</u>	<u>597,302.42</u>
<b>101 Asset Depreciation Reserve</b>					
Accumulated Reserves at Start of Year	4,026,326.36	4,026,326.36	4,026,326.36	4,026,326.36	4,318,491.95
Interest transfer to Reserves	112,266.05	107,334.00	143,112.00	143,112.00	157,742.64
Transfer to Muni	0.00	0.00	(1,473,704.00)	(1,473,704.00)	(449,908.23)
	<u>4,138,592.41</u>	<u>4,133,660.36</u>	<u>2,695,734.36</u>	<u>2,695,734.36</u>	<u>4,026,326.36</u>
<b>102 Beach Protection Reserve</b>					
Accumulated Reserves at Start of Year	1,324,758.47	1,324,758.47	1,324,758.47	1,324,758.47	1,888,001.40
Interest transfer to Reserves	37,720.46	35,316.00	47,088.00	47,088.00	82,120.83
Transfer from Muni	325,881.00	325,881.00	434,511.00	434,511.00	425,054.00
Transfer to Muni	0.00	0.00	(603,000.00)	(603,000.00)	(1,070,417.76)
	<u>1,688,359.93</u>	<u>1,685,955.47</u>	<u>1,203,357.47</u>	<u>1,203,357.47</u>	<u>1,324,758.47</u>
<b>103 Biodiversity Strategy Reserve</b>					
Accumulated Reserves at Start of Year	0.00	0.00	0.00	0.00	8,610.25
Interest transfer to Reserves	0.00	0.00	0.00	0.00	209.45
Transfer to Muni	0.00	0.00	0.00	0.00	(8,819.70)
	<u>0.00</u>	<u>0.00</u>	<u>0.00</u>	<u>0.00</u>	<u>0.00</u>
<b>105 Busselton Town Centre Improvements (SAR)</b>					
Accumulated Reserves at Start of Year	0.00	0.00	0.00	0.00	11,696.15
Interest transfer to Reserves	0.00	0.00	0.00	0.00	300.72
Transfer to Muni	0.00	0.00	0.00	0.00	(11,996.87)
	<u>0.00</u>	<u>0.00</u>	<u>0.00</u>	<u>0.00</u>	<u>0.00</u>
<b>106 Building Reserve Fund</b>					
Accumulated Reserves at Start of Year	1,500,202.79	1,500,202.79	1,500,202.79	1,500,202.79	1,341,008.08
Interest transfer to Reserves	47,513.63	39,987.00	53,316.00	53,316.00	61,070.51
Transfer from Muni	375,003.00	375,003.00	500,000.00	500,000.00	500,000.00
Transfer to Muni	0.00	0.00	(793,100.00)	(793,100.00)	(401,875.80)
	<u>1,922,719.42</u>	<u>1,915,192.79</u>	<u>1,260,418.79</u>	<u>1,260,418.79</u>	<u>1,500,202.79</u>
<b>107 Corporate IT System Programme</b>					
Accumulated Reserves at Start of Year	123,846.27	123,846.27	123,846.27	123,846.27	119,253.54
Interest transfer to Reserves	3,486.86	3,303.00	4,404.00	4,404.00	4,592.73
	<u>127,333.13</u>	<u>127,149.27</u>	<u>128,250.27</u>	<u>128,250.27</u>	<u>123,846.27</u>
<b>108 E.D.P. Main Reserve</b>					
Accumulated Reserves at Start of Year	0.00	0.00	0.00	0.00	9,711.00
Interest transfer to Reserves	0.00	0.00	0.00	0.00	338.83
Transfer to Muni	0.00	0.00	0.00	0.00	(10,049.83)
	<u>0.00</u>	<u>0.00</u>	<u>0.00</u>	<u>0.00</u>	<u>0.00</u>
<b>110 Jetty Maintenance Reserve</b>					
Accumulated Reserves at Start of Year	1,464,952.27	1,464,952.27	1,464,952.27	1,464,952.27	1,278,159.07
Interest transfer to Reserves	41,584.01	39,051.00	52,068.00	52,068.00	60,828.75
Transfer from Muni	0.00	0.00	1,140,140.00	1,140,140.00	1,148,000.00
Transfer to Muni	0.00	0.00	(1,280,082.00)	(1,280,082.00)	(1,022,035.55)
	<u>1,506,536.28</u>	<u>1,504,003.27</u>	<u>1,377,078.27</u>	<u>1,377,078.27</u>	<u>1,464,952.27</u>
<b>111 Legal Expenses Reserve</b>					
Accumulated Reserves at Start of Year	249,161.68	249,161.68	249,161.68	249,161.68	191,228.66
Interest transfer to Reserves	7,774.44	6,642.00	8,856.00	8,856.00	7,933.02
Transfer from Muni	37,503.00	37,503.00	50,000.00	50,000.00	50,000.00
	<u>294,439.12</u>	<u>293,306.68</u>	<u>308,017.68</u>	<u>308,017.68</u>	<u>249,161.68</u>
<b>112 L.S.L. Reserve</b>					
Accumulated Reserves at Start of Year	1,987,579.00	1,987,579.00	1,987,579.00	1,987,579.00	1,783,825.00
Interest transfer to Reserves	57,166.45	52,983.00	70,644.00	70,644.00	76,768.55
Transfer from Muni	114,822.00	114,822.00	153,100.00	153,100.00	369,252.84
Transfer to Muni	0.00	0.00	(304,196.00)	(304,196.00)	(242,267.39)
	<u>2,159,567.45</u>	<u>2,155,384.00</u>	<u>1,907,127.00</u>	<u>1,907,127.00</u>	<u>1,987,579.00</u>

**City of Busselton**

**Reserves Movement Report**

**For The Period Ending 31 March 2015**

	2014/2015 Actual	2014/2015 Amended Budget YTD	2014/2015 Amended Budget	2014/2015 Original Budget	2013/2014 Actual
	\$	\$	\$	\$	\$
<b>114 Parking Reserve</b>					
Accumulated Reserves at Start of Year	1,641.14	1,641.14	1,641.14	1,641.14	1,794,443.68
Interest transfer to Reserves	4,701.41	45.00	60.00	60.00	13,807.87
Transfer from Muni	263,376.00	263,376.00	351,162.00	351,162.00	328,991.00
Transfer to Muni	0.00	0.00	(162,249.00)	(162,249.00)	(2,135,601.41)
	<u>269,718.55</u>	<u>265,062.14</u>	<u>190,614.14</u>	<u>190,614.14</u>	<u>1,641.14</u>
<b>115 Plant Replacement Reserve</b>					
Accumulated Reserves at Start of Year	3,597,284.40	3,597,284.40	3,597,284.40	3,597,284.40	3,982,028.74
Interest transfer to Reserves	104,980.50	95,895.00	127,860.00	127,860.00	155,482.56
Transfer from Muni	375,003.00	375,003.00	500,000.00	500,000.00	500,000.00
Transfer to Muni	0.00	0.00	(2,033,250.00)	(2,033,250.00)	(1,040,226.90)
	<u>4,077,267.90</u>	<u>4,068,182.40</u>	<u>2,191,894.40</u>	<u>2,191,894.40</u>	<u>3,597,284.40</u>
<b>116 Professional Development Reserve</b>					
Accumulated Reserves at Start of Year	111,895.55	111,895.55	111,895.55	111,895.55	131,748.68
Interest transfer to Reserves	3,271.65	2,979.00	3,972.00	3,972.00	6,142.99
Transfer from Muni	29,997.00	29,997.00	40,000.00	40,000.00	60,000.00
Transfer to Muni	0.00	0.00	(60,000.00)	(60,000.00)	(85,996.12)
	<u>145,164.20</u>	<u>144,871.55</u>	<u>95,867.55</u>	<u>95,867.55</u>	<u>111,895.55</u>
<b>117 Road Asset Renewal Reserve</b>					
Accumulated Reserves at Start of Year	2,435.24	2,435.24	2,435.24	2,435.24	67,764.45
Interest transfer to Reserves	10,441.88	63.00	84.00	84.00	4,822.79
Transfer from Muni	528,489.00	528,489.00	704,644.00	704,644.00	328,200.00
Transfer to Muni	0.00	0.00	(704,644.00)	(704,644.00)	(398,352.00)
	<u>541,366.12</u>	<u>530,987.24</u>	<u>2,519.24</u>	<u>2,519.24</u>	<u>2,435.24</u>
<b>118 Salary / Wage Contingency Reserve</b>					
Accumulated Reserves at Start of Year	0.00	0.00	0.00	0.00	58,667.91
Interest transfer to Reserves	0.00	0.00	0.00	0.00	1,508.45
Transfer to Muni	0.00	0.00	0.00	0.00	(60,176.36)
	<u>0.00</u>	<u>0.00</u>	<u>0.00</u>	<u>0.00</u>	<u>0.00</u>
<b>119 Sick Leave Incentive Reserve</b>					
Accumulated Reserves at Start of Year	137,020.46	137,020.46	137,020.46	137,020.46	134,223.98
Interest transfer to Reserves	3,844.74	3,654.00	4,872.00	4,872.00	5,019.56
Transfer from Muni	0.00	0.00	0.00	0.00	7,993.89
Transfer to Muni	0.00	0.00	0.00	0.00	(10,216.97)
	<u>140,865.20</u>	<u>140,674.46</u>	<u>141,892.46</u>	<u>141,892.46</u>	<u>137,020.46</u>
<b>120 Strategic Projects Reserve</b>					
Accumulated Reserves at Start of Year	245,557.51	245,557.51	245,557.51	245,557.51	235,122.84
Interest transfer to Reserves	7,080.20	6,543.00	8,724.00	8,724.00	9,658.67
Transfer from Muni	15,003.00	15,003.00	20,000.00	20,000.00	25,000.00
Transfer to Muni	0.00	0.00	(100,000.00)	(100,000.00)	(24,224.00)
	<u>267,640.71</u>	<u>267,103.51</u>	<u>174,281.51</u>	<u>174,281.51</u>	<u>245,557.51</u>
<b>121 Waste Facilities &amp; Plant Reserve</b>					
Accumulated Reserves at Start of Year	5,824,493.70	5,824,493.70	5,824,493.70	5,824,493.70	3,143,188.73
Interest transfer to Reserves	196,497.91	155,268.00	207,024.00	207,024.00	162,508.14
Transfer from Muni	1,379,997.00	1,379,997.00	1,840,000.00	1,840,000.00	2,870,025.00
Transfer to Muni	0.00	0.00	(3,255,141.00)	(3,479,641.00)	(351,228.17)
	<u>7,400,988.61</u>	<u>7,359,758.70</u>	<u>4,616,376.70</u>	<u>4,391,876.70</u>	<u>5,824,493.70</u>
<b>122 Waterways Development Reserve</b>					
Accumulated Reserves at Start of Year	567,296.45	567,296.45	567,296.45	567,296.45	506,854.71
Interest transfer to Reserves	15,932.60	15,120.00	20,160.00	20,160.00	20,735.53
Transfer from Muni	0.00	0.00	0.00	0.00	51,249.16
Transfer to Muni	0.00	0.00	(27,812.00)	(27,812.00)	(11,542.95)
	<u>583,229.05</u>	<u>582,416.45</u>	<u>559,644.45</u>	<u>559,644.45</u>	<u>567,296.45</u>
<b>123 Waterways Management Reserve (SAR)</b>					
Accumulated Reserves at Start of Year	3,295,493.00	3,295,493.00	3,295,493.00	3,295,493.00	3,021,601.77
Interest transfer to Reserves	95,199.75	87,849.00	117,132.00	117,132.00	120,144.76
Transfer from Muni	119,097.00	119,097.00	158,801.00	158,801.00	153,746.47
Transfer to Muni	0.00	0.00	(300,000.00)	(300,000.00)	0.00
	<u>3,509,789.75</u>	<u>3,502,439.00</u>	<u>3,271,426.00</u>	<u>3,271,426.00</u>	<u>3,295,493.00</u>

**City of Busselton**

**Reserves Movement Report**

**For The Period Ending 31 March 2015**

	2014/2015 Actual	2014/2015 Amended Budget YTD	2014/2015 Amended Budget	2014/2015 Original Budget	2013/2014 Actual
	\$	\$	\$	\$	\$
<b>124 Workers Compensation Contingency Reserve</b>					
Accumulated Reserves at Start of Year	256,149.59	256,149.59	256,149.59	256,149.59	247,417.06
Interest transfer to Reserves	7,211.87	6,831.00	9,108.00	9,108.00	8,732.53
	<u>263,361.46</u>	<u>262,980.59</u>	<u>265,257.59</u>	<u>265,257.59</u>	<u>256,149.59</u>
<b>125 Youth Facilities Reserve</b>					
Accumulated Reserves at Start of Year	0.00	0.00	0.00	0.00	34,409.01
Interest transfer to Reserves	0.00	0.00	0.00	0.00	884.67
Transfer to Muni	0.00	0.00	0.00	0.00	(35,293.68)
	<u>0.00</u>	<u>0.00</u>	<u>0.00</u>	<u>0.00</u>	<u>0.00</u>
<b>126 Provenge Landscape Maintenance Reserve (SAR)</b>					
Accumulated Reserves at Start of Year	533,687.51	533,687.51	533,687.51	533,687.51	417,255.21
Interest transfer to Reserves	16,636.19	14,229.00	18,972.00	18,972.00	18,365.34
Transfer from Muni	78,075.00	78,075.00	104,105.00	104,105.00	98,066.96
Transfer to Muni	0.00	0.00	(115,950.00)	(115,950.00)	0.00
	<u>628,398.70</u>	<u>625,991.51</u>	<u>540,814.51</u>	<u>540,814.51</u>	<u>533,687.51</u>
<b>127 Infrastructure Development Reserve</b>					
Accumulated Reserves at Start of Year	1,778,227.78	1,778,227.78	1,778,227.78	1,778,227.78	2,016,573.71
Interest transfer to Reserves	47,906.20	47,394.00	63,196.00	63,196.00	76,477.71
Transfer from Muni	0.00	0.00	714,513.00	481,166.00	60,176.36
Transfer to Muni	0.00	0.00	(1,693,782.00)	(1,693,782.00)	(375,000.00)
	<u>1,826,133.98</u>	<u>1,825,621.78</u>	<u>862,154.78</u>	<u>628,807.78</u>	<u>1,778,227.78</u>
<b>128 Vasse Newtown Landscape Maintenance Reserve (SAR)</b>					
Accumulated Reserves at Start of Year	358,407.29	358,407.29	358,407.29	358,407.29	221,549.77
Interest transfer to Reserves	12,159.02	9,558.00	12,744.00	12,744.00	11,453.54
Transfer from Muni	100,197.00	100,197.00	133,590.00	133,590.00	125,403.98
Transfer to Muni	0.00	0.00	(123,200.00)	(123,200.00)	0.00
	<u>470,763.31</u>	<u>468,162.29</u>	<u>381,541.29</u>	<u>381,541.29</u>	<u>358,407.29</u>
<b>129 Untied Grants Reserve</b>					
Accumulated Reserves at Start of Year	0.00	0.00	0.00	0.00	1,108,231.00
Transfer to Muni	0.00	0.00	0.00	0.00	(1,108,231.00)
	<u>0.00</u>	<u>0.00</u>	<u>0.00</u>	<u>0.00</u>	<u>0.00</u>
<b>130 Locke Estate Reserve</b>					
Accumulated Reserves at Start of Year	114,516.21	114,516.21	114,516.21	114,516.21	56,000.00
Interest transfer to Reserves	3,547.05	3,051.00	4,068.00	4,068.00	2,516.21
Transfer from Muni	0.00	0.00	60,000.00	60,000.00	56,000.00
	<u>118,063.26</u>	<u>117,567.21</u>	<u>178,584.21</u>	<u>178,584.21</u>	<u>114,516.21</u>
<b>131 Busselton Community Resource Centre</b>					
Accumulated Reserves at Start of Year	36,750.07	36,750.07	36,750.07	36,750.07	12,663.53
Interest transfer to Reserves	1,394.88	981.00	1,308.00	1,308.00	1,103.71
Transfer from Muni	18,414.00	18,414.00	24,551.00	24,551.00	22,982.83
	<u>56,558.95</u>	<u>56,145.07</u>	<u>62,609.07</u>	<u>62,609.07</u>	<u>36,750.07</u>
<b>132 CBD Enhancement Reserve</b>					
Interest transfer to Reserves	183.85	0.00	0.00	0.00	0.00
Transfer from Muni	9,378.00	9,378.00	12,500.00	12,500.00	0.00
	<u>9,561.85</u>	<u>9,378.00</u>	<u>12,500.00</u>	<u>12,500.00</u>	<u>0.00</u>
<b>133 Election, Valuation and Corporate Expenses Reserve</b>					
Interest transfer to Reserves	514.60	0.00	0.00	0.00	0.00
Transfer from Muni	26,253.00	26,253.00	35,000.00	35,000.00	0.00
	<u>26,767.60</u>	<u>26,253.00</u>	<u>35,000.00</u>	<u>35,000.00</u>	<u>0.00</u>
<b>134 Civic and Administration Centre Construction Reserve</b>					
Interest transfer to Reserves	359,552.46	378,000.00	540,000.00	540,000.00	0.00
Transfer from Muni	18,000,000.00	18,000,000.00	18,000,000.00	18,000,000.00	0.00
Transfer to Muni	0.00	0.00	(540,000.00)	(540,000.00)	0.00
	<u>18,359,552.46</u>	<u>18,378,000.00</u>	<u>18,000,000.00</u>	<u>18,000,000.00</u>	<u>0.00</u>
<b>Total Cash Backed Reserves</b>	<u><b>51,270,138.98</b></u>	<u><b>51,178,720.16</b></u>	<u><b>40,630,580.16</b></u>	<u><b>40,277,900.16</b></u>	<u><b>28,134,985.16</b></u>
<b>Summary</b>					
9101 Accumulated Reserves at Start of Year	28,134,985.16	28,134,985.16	28,134,985.16	28,134,985.16	28,386,871.51
9104 Interest transfer to Reserves	1,219,415.82	1,127,997.00	1,540,000.00	1,540,000.00	1,082,023.29
9102 Transfer from Muni	21,915,738.00	21,915,738.00	25,135,617.00	24,902,270.00	7,519,551.05
9103 Transfer to Muni	0.00	0.00	(14,180,022.00)	(14,299,355.00)	(8,853,460.69)
<b>Closing Balance</b>	<u><b>51,270,138.98</b></u>	<u><b>51,178,720.16</b></u>	<u><b>40,630,580.16</b></u>	<u><b>40,277,900.16</b></u>	<u><b>28,134,985.16</b></u>

## City of Busselton

### Reserve Transfers to Municipal Fund

#### For the Period Ending 31 March 2015

Description	2014/2015 Actual YTD	2014/2015 Amended Budget	2014/2015 Original Budget
	\$	\$	\$
<b>Airport Infrastructure Renewal and Replacement Reserve</b>			
Airport Terminal Building Expansion (B9708)		395,999	395,999
Taxiway Hanger (C6016)		108,746	108,746
New Apron (C6013) - C1411/294		105,167	0
	<b>0</b>	<b>609,912</b>	<b>504,745</b>
<b>Asset Depreciation Reserve</b>			
Asbestos Management Plan (B1514)		125,000	125,000
Busselton Jetty Depot Maintenance Compound (B9584)		325,000	325,000
Civic & Administration Centre (B9010)		900,000	900,000
Civic & Administration Centre (B9010)		14,412	14,412
Kookaburra On-site cabins (10600)		109,292	109,292
	<b>0</b>	<b>1,473,704</b>	<b>1,473,704</b>
<b>Beach Protection Reserve</b>			
Sand Nourishment (C2512)		52,500	52,500
Locke Estate (C2513)		309,000	309,000
Abbey Groyne (C2511)		95,000	95,000
Beach Monitoring (11101, 3280)		26,250	26,250
Coastal Structure Improvements (11101, 3280)		26,750	26,750
Investigations - Broadwater Beach (11101,3280)		31,500	31,500
Storm Surge Response Plan (11101,3280)		42,000	42,000
Coastal Protection Management Issues (C2520)		20,000	20,000
	<b>0</b>	<b>603,000</b>	<b>603,000</b>
<b>Buildings Reserve</b>			
Busselton Youth Centre - Foyer Area (B9552)		71,500	71,500
Dunsborough Hall Renewal (B9502)		200,000	200,000
Churchill Park Toilets (B9558)		60,000	60,000
Old Butter Factory Museum Renewal (B9586)		100,000	100,000
GLC Extension (Ex B9567) -as per Council Resolution C1402/024		10,000	10,000
GLC Extension (Ex B9566) - as per Council Resolution C1402/024		25,000	25,000
GLC Extension - Airflow (B9554)		68,500	68,500
Railway House (B9583)		125,000	125,000
GLC - LED Lighting (B9590)		133,100	133,100
	<b>0</b>	<b>793,100</b>	<b>793,100</b>
<b>Jetty Maintenance Reserve</b>			
Jetty Maintenance - Facilities (11160)		530,223	530,223
Jetty Maintenance - Construction (11160)		4,734	4,734
Jetty Maintenance - Parks and Gardens (11160)		2,689	2,689
Interpretive Centre (11161)		28,313	28,313
Under Water Observatory (11162)		162,323	162,323
Jetty Train (11163)		1,800	1,800
Busselton Jetty - Marine Berthing Facility -preliminary design works		50,000	50,000
Busselton Jetty Refurbishment - Marine Berthing Facility (C3500)		500,000	500,000
	<b>0</b>	<b>1,280,082</b>	<b>1,280,082</b>
<b>Long Service Leave Reserve</b>			
As per salaries budgets (numerous staff)		304,196	304,196
	<b>0</b>	<b>304,196</b>	<b>304,196</b>

## City of Busselton

### Reserve Transfers to Municipal Fund

#### For the Period Ending 31 March 2015

Description	2014/2015 Actual YTD	2014/2015 Amended Budget	2014/2015 Original Budget
	\$	\$	\$
<b>City Car Parking and Access Reserve</b>			
Busselton land acquisition - loan repayments (Loan 203)		162,249	162,249
	<b>0</b>	<b>162,249</b>	<b>162,249</b>
<b>Plant Replacement Reserve</b>			
P149303 Volvo L90F Front End Loader		230,000	230,000
P161004 Isuzu NPR 300 Rear tipper		65,000	65,000
P164007 Isuzu FVR950 9 tonne truck		110,000	110,000
P184003 Toro Groundmaster 411D mower		85,000	85,000
P183022 Toro 3280 4WD mower		32,000	32,000
P181002 Chris Crew single rotary slasher		9,500	9,500
P193049 Ford Transit Dual Cab		34,000	34,000
P117300 Vanguard 16HP Turf Wicket Roller		39,950	39,950
P183019 Gianni Ferrari Turbo Mower		68,000	68,000
Various Auxiliary Minor Plant Items:		33,000	33,000
P102001 Caterpillar 120H Grader		215,000	215,000
P114001 Hamm 3411 Vibratory Roller		120,000	120,000
P162002 Isuzu FVR950 Side & Rear Tipper		110,000	110,000
P160005 Isuzu NPR400 Dual Cab Tray Top		55,000	55,000
P160007 Isuzu NPR400 Dual Cab Tray Top		55,000	55,000
P198009 Water Tank 9000lt		29,800	29,800
P149301 Caterpillar 950 Front End Loader		270,000	270,000
P170700 Arrow Directional Trailer		24,300	24,300
Various Auxiliary Minor Plant Items		25,000	25,000
P104200 Cigweld 300 Mig Welder		9,700	9,700
Porta Power Tool - Workshop		2,500	2,500
2Kva Generator		2,000	2,000
Hot Water system replacement (Kookaburra) - ex boiler		10,000	10,000
P166006 Waste Compactor		382,000	382,000
Reversing Sensors for Waste Trucks		16,500	16,500
	<b>0</b>	<b>2,033,250</b>	<b>2,033,250</b>
<b>Professional Development Reserve</b>			
As per Employee Services expenditure budget		60,000	60,000
	<b>0</b>	<b>60,000</b>	<b>60,000</b>
<b>Road Initiative Reserve</b>			
Asset Management Plan - Funded roads to be finalised		704,644	704,644
	<b>0</b>	<b>704,644</b>	<b>704,644</b>
<b>Strategic Projects Reserve</b>			
Busselton Jetty - Mobile Vendor Infrastructure Works		60,000	60,000
Old Fire Station Toilet Block		40,000	40,000
	<b>0</b>	<b>100,000</b>	<b>100,000</b>
<b>Waste Management Facility &amp; Plant Reserve</b>			
Rubbish site development consultancies (G0032)		350,000	350,000
Rubbish site development contractors (G0032)		50,000	50,000
Rubbish site development Land Purchase (G0032) - C1412/344		0	900,000
Busselton Rubbish Site Rehabilitation consultancies (C3485)		165,000	165,000
Ruabon Rubbish Site Rehabilitation contractors (C3486)		50,000	50,000
Dunsborough New Cell development (C3479) - C1412/344		700,000	50,000
Dunsborough Upgrade Septage (C3478)		55,000	55,000
Busselton Transfer Station Development (C3481)		1,500,000	1,500,000
Net operating adjustment (reconciliation)		201,966	201,966
Waste Transfer Station (B9402)		60,000	60,000



## City of Busselton

### Reserve Transfers to Municipal Fund

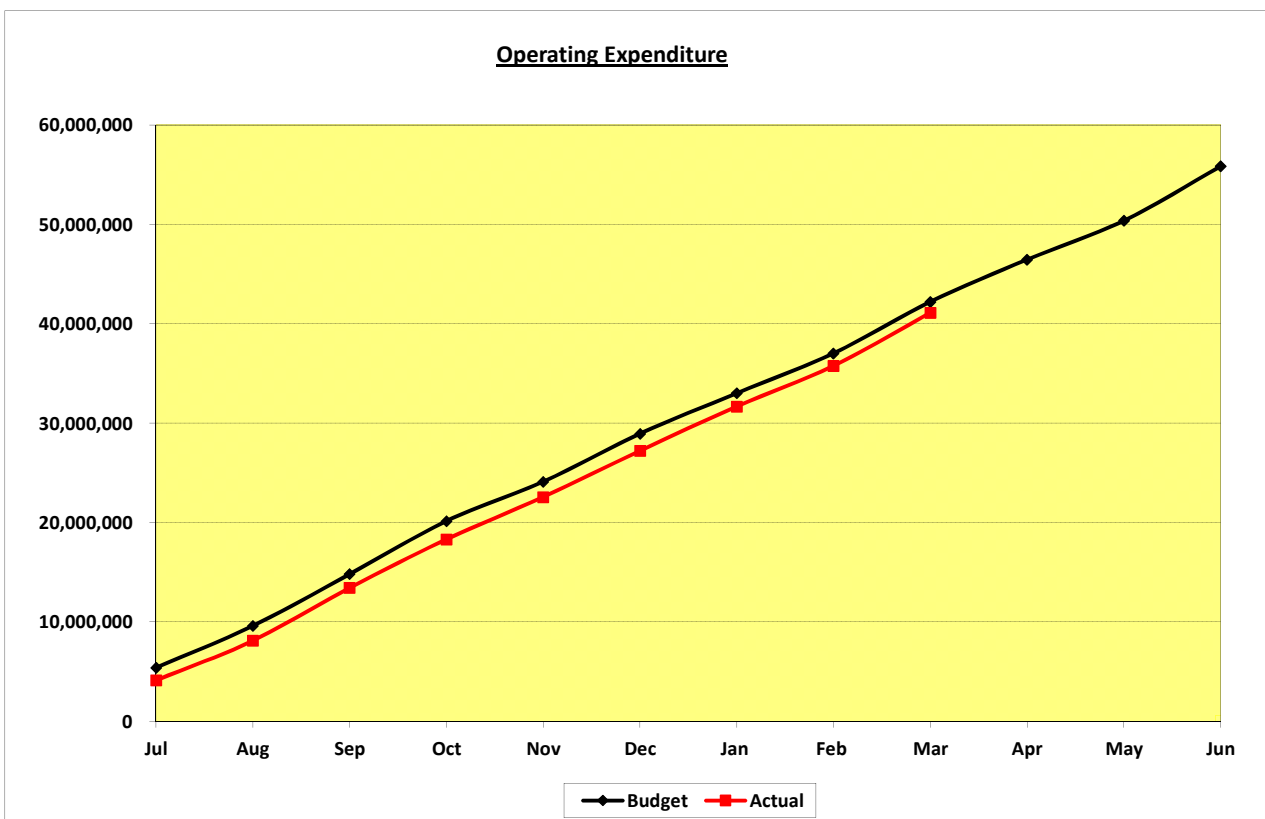
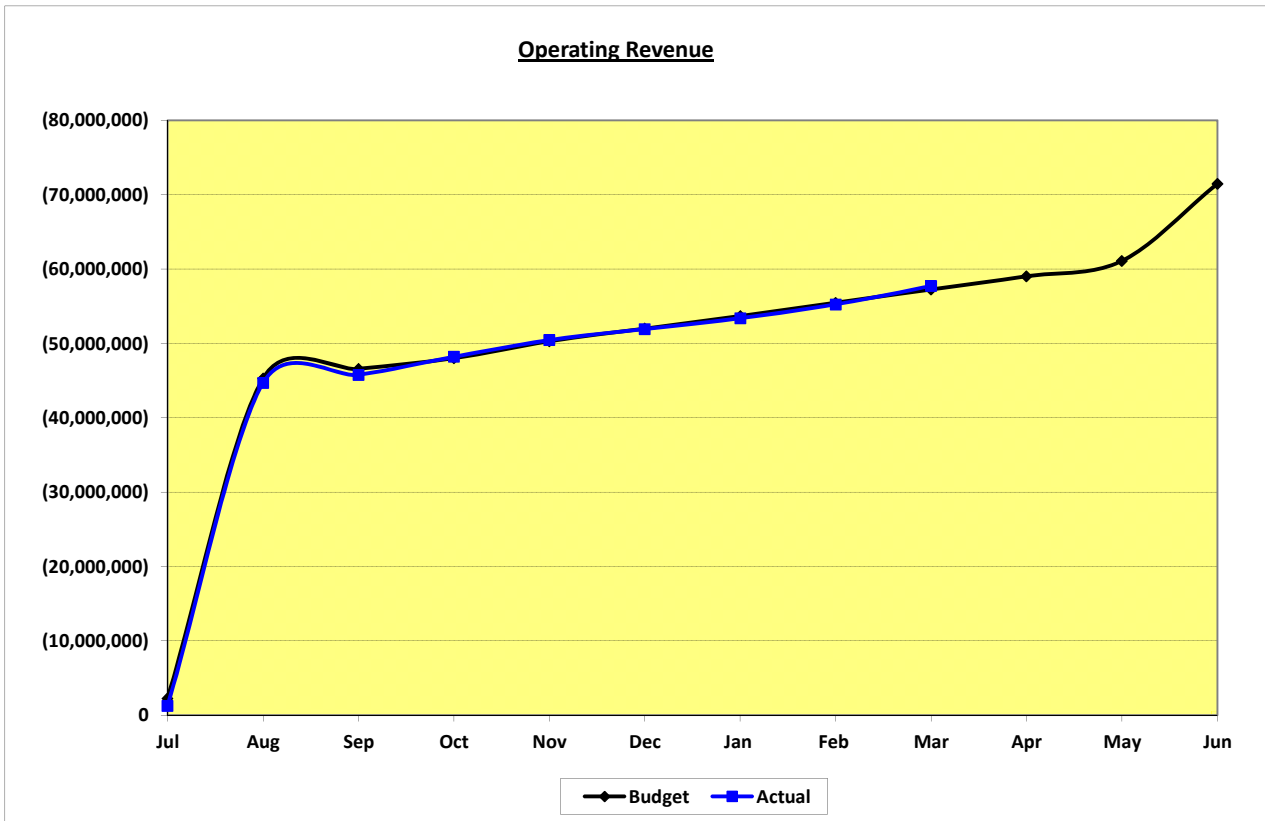
#### For the Period Ending 31 March 2015

Description	2014/2015 Actual YTD	2014/2015 Amended Budget	2014/2015 Original Budget
	\$	\$	\$
Waste Site Road Resealing (C3483)		97,675	97,675
Water Cart, Tray & Pump -C1410/265		25,500	0
	<b>0</b>	<b>3,255,141</b>	<b>3,479,641</b>
<b>Port Geographe Waterways Development Reserve</b>			
Port Geographe Legal Expenses		20,000	20,000
Port Geographe Pedestrian Bridge Insurance (A6004)		7,812	7,812
	<b>0</b>	<b>27,812</b>	<b>27,812</b>
<b>Port Geographe Waterways Management Reserve (SAR)</b>			
Reimbursement of Department of Transport maintenance works		300,000	300,000
	<b>0</b>	<b>300,000</b>	<b>300,000</b>
<b>Provence Landscape Maintenance Reserve (SAR)</b>			
Almond Green Park (R0820)		53,000	53,000
Avingnon Park (R0821)		32,200	32,200
Lavender Park (R0822)		10,750	10,750
Streetscape Medians (R0823)		20,000	20,000
	<b>0</b>	<b>115,950</b>	<b>115,950</b>
<b>Vasse Newtown Landscape Maintenance Reserve (SAR)</b>			
Northern POS (R0841)		30,600	30,600
West Central - Elijah Circle (R0842)		30,900	30,900
East Central - Wakeham Circle (R0843)		30,900	30,900
Southern Wetland - Bush Area Lot 2007 (R0844)		5,100	5,100
Southern Wetland - Heritage Park Lot 2013 (R0845)		5,100	5,100
Streetscape Medians (R0846)		20,600	20,600
	<b>0</b>	<b>123,200</b>	<b>123,200</b>
<b>Infrastructure Development Reserve</b>			
Scout Hall Relocation (C3106)		175,000	175,000
Stanley Street Services (C3114)		250,000	250,000
Bsn Foreshore Stage 3 - site investigation, design (C3094)		18,782	18,782
Nautical Lady Demolition 120-10115-3280-0000		150,000	150,000
Miscellaneous Land Acquisitions		100,000	100,000
Railway House (B9583)		1,000,000	1,000,000
	<b>0</b>	<b>1,693,782</b>	<b>1,693,782</b>
<b>Civic &amp; Administration Centre Construction Reserve</b>			
Transfer of estimated Interest Earnings		540,000	540,000
	<b>0</b>	<b>540,000</b>	<b>540,000</b>
<b>Total</b>	<b>0</b>	<b>14,180,022</b>	<b>14,299,355</b>

Operating Revenue & Expenditure

YTD Actual v YTD Budget (Amended)

2014/15 Financial Year



Capital Revenue & Expenditure

YTD Actual v YTD Budget (Amended)

2014/15 Financial Year

