

City of Busselton

Statement of Financial Activity

For The Period Ending 31 December 2014

	2014/2015 Actual	2014/2015 Amended Budget YTD	2014/2015 Amended Budget	2014/2015 Original Budget	2014/2015 YTD Budget Variance
	\$	\$	\$	\$	%
Revenue from Ordinary Activities					
Rates	36,128,305	35,859,817	35,957,473	35,957,473	0.75%
Operating Grants, Subsidies and Contributions	2,195,762	2,033,205	4,279,718	4,102,963	8.00%
Fees & Charges	9,738,518	9,660,483	13,627,230	13,627,230	0.81%
Other Revenue	193,929	288,398	605,222	605,222	-32.76%
Interest Earnings	1,309,224	1,354,438	2,552,190	2,552,190	-3.34%
	49,565,738	49,196,341	57,021,833	56,845,078	0.75%
Expenses from Ordinary Activities					
Employee Costs	(12,464,492)	(12,689,397)	(24,930,623)	(24,819,323)	-1.77%
Materials & Contracts	(5,876,390)	(7,994,300)	(15,189,738)	(15,308,252)	-26.49%
Utilities (Gas, Electricity, Water etc)	(868,437)	(1,117,440)	(2,234,664)	(2,234,664)	-22.28%
Depreciation on non current assets	(6,059,203)	(5,071,720)	(10,002,780)	(10,002,780)	19.47%
Insurance Expenses	(695,850)	(783,764)	(785,076)	(785,076)	-11.22%
Other Expenditure	(1,558,186)	(1,718,974)	(3,282,609)	(3,265,309)	-9.35%
Allocations	901,079	962,694	1,875,168	1,875,168	-6.40%
	(26,621,479)	(28,412,901)	(54,550,322)	(54,540,236)	-6.30%
Borrowings Cost Expense					
Interest Expenses	(499,441)	(499,779)	(1,221,098)	(1,435,644)	-0.07%
	(499,441)	(499,779)	(1,221,098)	(1,435,644)	-0.07%
Non-Operating Grants, Subsidies and Contributions	2,335,042	2,798,955	14,428,446	14,210,883	-16.57%
Profit on Asset Disposals	8,008	5,350	11,324	11,324	49.68%
Loss on Asset Disposals	(99,787)	(28,480)	(65,915)	(65,915)	250.38%
	2,243,263	2,775,825	14,373,855	14,156,292	-19.19%
Net Result	24,688,081	23,059,486	15,624,268	15,025,490	9.15%
Adjustments for Non-cash Revenue & Expenditure					
Depreciation	6,059,203	5,071,720	10,002,780	10,002,780	
Asset Adjustments as per Changes to Regulations	0	0	0	0	
Donated Assets	(123,161)	0	(1,220,000)	(1,220,000)	
(Profit)/Loss on Sale of Assets	91,779	23,130	54,591	54,591	
Allocations & Other Adjustments	890	0	0	0	
Deferred Pensioner Movements	2,202	0	0	0	
Recording of Employee Entitlements (Provisions)	(16,579)	(16,579)	(33,135)	(33,135)	
Deposit & Bonds Movements (cash backed)	(1,261,444)	0	0	0	
Capital Revenue & (Expenditure)					
Land & Buildings	(2,788,168)	(2,985,607)	(9,080,220)	(9,962,051)	-6.61%
Plant & Equipment	(996,496)	(1,790,442)	(3,510,130)	(3,477,092)	-44.34%
Furniture & Equipment	(148,030)	(287,536)	(610,535)	(606,485)	-48.52%
Infrastructure	(4,292,761)	(9,631,293)	(26,660,303)	(25,512,849)	-55.43%
Proceeds from Sale of Assets	292,742	396,650	867,850	867,850	-26.20%
Proceeds from New Loans	18,000,000	18,030,000	24,830,000	24,830,000	-0.17%
Self Supporting Loans - Repayment of Principal	33,299	33,897	69,456	69,456	-1.76%
Total Loan Repayments - Principal	(730,505)	(731,101)	(1,565,146)	(1,444,827)	-0.08%
Advances to Community Groups	0	(30,000)	(30,000)	(30,000)	-100.00%
Transfer to Restricted Assets	(1,209,428)	(518,343)	(1,036,685)	(1,036,685)	133.33%
Transfer from Restricted Assets	1,480,394	1,611,329	3,399,589	3,222,657	-8.13%
Transfer to Reserves	(21,398,833)	(21,326,490)	(26,675,617)	(26,442,270)	0.34%
Transfer from Reserves	0	0	14,180,022	14,299,355	0.00%
Opening Funds (Deficit)	1,393,215	1,393,215	1,393,215	1,393,215	
Net Current Position - Surplus / (Deficit)	19,076,400	12,302,036	0	0	

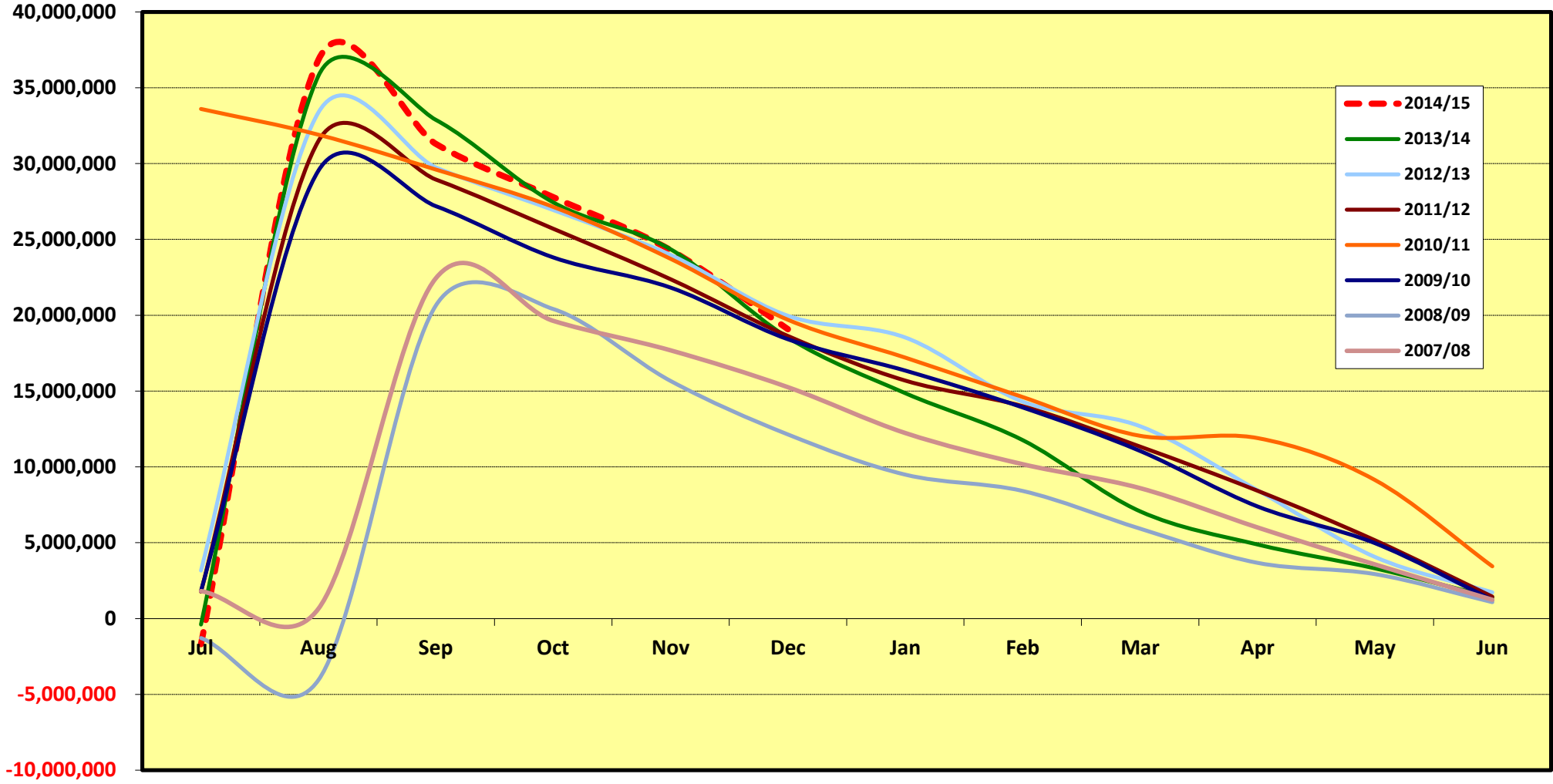
City of Busselton

Net Current Position

For The Period Ending 31 December 2014

	2014/15 Actual	2014/15 Amended Budget	2014/15 Original Budget	2013/14 Actual
	\$	\$	\$	\$
<u>NET CURRENT ASSETS</u>				
<u>CURRENT ASSETS</u>				
Cash - Unrestricted	7,250,937	103,745	103,745	896,960
Cash - Restricted	65,766,148	54,984,311	54,808,563	44,851,621
Sundry Debtors	857,056	1,600,771	1,600,771	2,000,772
Rates Outstanding - General	12,055,613	1,387,798	1,387,798	1,487,797
Stock on Hand	16,543	40,000	40,000	25,702
	<u>85,946,297</u>	<u>58,116,625</u>	<u>57,940,877</u>	<u>49,262,852</u>
<u>LESS: CURRENT LIABILITIES</u>				
Bank Overdraft	0	0	0	0
Sundry Creditors	1,103,749	3,132,314	3,132,314	3,018,016
Deposits & Bonds	2,216,388	3,477,832	3,477,832	3,477,832
	<u>3,320,137</u>	<u>6,610,146</u>	<u>6,610,146</u>	<u>6,495,848</u>
Current Position (inclusive of Restricted Funds)	82,626,160	51,506,479	51,330,731	42,767,004
Add: Cash Backed Liabilities (Deposits & Bonds)	2,216,388	3,477,832	3,477,832	3,477,832
Less: Cash - Restricted Funds	(65,766,148)	(54,984,311)	(54,808,563)	(44,851,621)
NET CURRENT ASSET POSITION	<u><u>19,076,400</u></u>	<u><u>0</u></u>	<u><u>0</u></u>	<u><u>1,393,215</u></u>

City of Busselton
Net Current Position
Year on Year Comparative



City of Busselton

Capital Acquisition Report

Property, Plant & Equipment, Infrastructure

For the Period Ending 31 December 2014

Description	2014/15 Actual YTD	2014/15 Amended Budget YTD	2014/15 Amended Budget	2014/15 Original Budget	2014/15 Budget YTD Variance
	\$	\$	\$	\$	%
>> Property, Plant & Equipment					
Land					
10610 Property Services Administration	10,458	49,998	100,000	100,000	-79.08%
G0032 Rubbish Sites Development	0	0	0	900,000	0.00%
Total Land	10,458	49,998	100,000	1,000,000	-79.08%
Buildings					
Major Projects					
Major Project - Busselton Foreshore					
B9570 Foreshore East-Youth Precinct Community Youth Building/SLSC	0	966,666	2,900,000	2,900,000	-100.00%
B9583 Railway House	27	200,000	2,000,000	2,000,000	-99.99%
B9584 Jetty Depot - Maintenance Compound	188,267	162,498	325,000	325,000	15.86%
	188,294	1,329,164	5,225,000	5,225,000	-85.83%
Major Project - Administration Building					
B9010 Civic and Administration Centre	349,033	14,412	914,412	914,412	2321.82%
	349,033	14,412	914,412	914,412	2321.82%
Buildings (Other)					
B9300 Aged Housing Capital Improvements - Winderlup	7,633	14,000	20,000	20,000	-45.48%
B9301 Aged Housing Capital Improvements - Harris Road	5,841	10,000	10,000	10,000	-41.59%
B9402 Busselton Waste Transfer Station - Buildings	0	30,000	60,000	60,000	-100.00%
B9502 Dunsborough Hall Building Upgrade	14,728	150,000	200,000	200,000	-90.18%
B9520 Yallingup Hall	0	38,458	47,945	47,945	-100.00%
B9552 Youth Hall Refurbishment	31,044	10,000	71,500	71,500	210.44%
B9554 GLC Extensions	879,824	444,660	907,500	889,331	97.86%
B9558 Churchill Park - Change Room Refurbishment	55,487	40,000	60,000	60,000	38.72%
B9560 Busselton Beachfront Ablutions	0	20,770	22,544	22,544	-100.00%
B9585 Alan Street Ablutions	31,836	20,000	40,000	40,000	59.18%
B9586 Old Butter Factory Museum Renewal	49,383	87,000	100,000	100,000	-43.24%
B9587 Roof Anchor Installations (Various Buildings)	259	32,500	65,000	65,000	-99.20%
B9588 Old Court House Building Upgrade	12,093	15,250	61,000	61,000	-20.70%
B9589 Busselton Marine Rescue Ablutions	0	10,665	10,665	10,665	-100.00%
B9590 GLC - LED Lighting	133,077	133,100	133,100	133,100	-0.02%
B9708 Busselton Airport Terminal - Stage 2	979,180	495,630	991,554	991,554	97.56%
B9900 Old Fire Station Building	40,000	40,000	40,000	40,000	0.00%
	2,240,384	1,592,033	2,840,808	2,822,639	40.72%
Total Buildings	2,777,710	2,935,609	8,980,220	8,962,051	-5.38%
Total Land & Buildings	2,788,168	2,985,607	9,080,220	9,962,051	-6.61%
Plant & Equipment					
10100 Finance & Corporate Services Support	0	50,000	50,000	50,000	-100.00%
10200 Financial Services	45,388	50,000	50,000	50,000	-9.22%
10502 Community & Commercial Services Support	0	50,000	50,000	50,000	-100.00%
10521 Human Resources & Payroll	64,686	75,000	75,000	75,000	-13.75%
10591 Geographe Leisure Centre	33,729	35,000	42,538	35,000	-3.63%
10600 Kookaburra Caravan Park	101,625	114,292	119,292	119,292	-11.08%
10610 Property Services Administration	0	35,000	35,000	35,000	-100.00%
10630 Property and Business Development	38,602	0	40,000	40,000	0.00%
10800 Planning Directorate Support	0	0	50,000	50,000	0.00%
10810 Statutory Planning	61,733	35,000	105,000	105,000	76.38%
10920 Environmental Health Services Administration	34,253	35,000	35,000	35,000	-2.13%
10922 Preventative Services - Mosquitoes	0	1,650	3,300	3,300	-100.00%
10940 Fire Prevention DFES	47,224	0	50,000	50,000	0.00%
10950 Animal Control	45,856	0	50,000	50,000	0.00%
11107 Engineering Services Design	0	2,000	37,000	37,000	-100.00%
11160 Busselton Jetty	8,087	0	20,000	20,000	0.00%
11401 Transport - Workshop	(2,450)	0	0	0	0.00%

City of Busselton

Capital Acquisition Report

Property, Plant & Equipment, Infrastructure

For the Period Ending 31 December 2014

Description	2014/15 Actual YTD	2014/15 Amended Budget YTD	2014/15 Amended Budget	2014/15 Original Budget	2014/15 Budget YTD Variance
	\$	\$	\$	\$	%
11402 Plant Purchases (P10)	34,528	728,500	754,000	728,500	-95.26%
11403 Plant Purchases (P11)	110,235	455,000	675,000	675,000	-75.77%
11404 Plant Purchases (P12)	357,544	90,000	1,235,000	1,235,000	297.27%
11406 Plant Purchases (P14)	13,276	34,000	34,000	34,000	-60.95%
B1029 Busselton Branch SES	2,180	0	0	0	0.00%
Total Plant & Equipment	996,496	1,790,442	3,510,130	3,477,092	-44.34%

Furniture & Office Equipment

10250 Information Technology	66,120	188,478	376,965	376,965	-64.92%
10360 Customer Services	1,400	750	1,500	1,500	86.67%
10380 Busselton Library	3,000	2,000	7,000	7,000	50.00%
10381 Dunsborough Library	0	0	15,000	15,000	0.00%
10590 Naturaliste Community Centre	0	5,000	15,000	10,000	-100.00%
10591 Geographe Leisure Centre	43,315	20,208	40,420	40,420	114.35%
10616 Winderlup Villas Aged Housing	395	5,000	10,000	10,000	-92.10%
10617 Harris Road Aged Housing	856	2,500	5,000	5,000	-65.74%
10625 Art Geo Administration	10,000	10,000	10,000	10,000	0.00%
10900 Cultural Planning	0	50,000	126,050	127,000	-100.00%
10920 Environmental Health Services Administration	0	3,600	3,600	3,600	-100.00%
11151 Airport Operations	12,267	0	0	0	0.00%
B1000 Administration Building- 2-16 Southern Drive	6,100	0	0	0	0.00%
B1013 Dunsborough Bushfire Brigade	80	0	0	0	0.00%
B1014 Eagle Bay Bushfire Brigade	161	0	0	0	0.00%
B1015 Hithergreen District Bushfire Brigade	80	0	0	0	0.00%
B1018 Kaloorup Bushfire Brigade	80	0	0	0	0.00%
B1019 Metricup Bushfire Brigade	80	0	0	0	0.00%
B1020 North Acton Park Bushfire Brigade	80	0	0	0	0.00%
B1021 South Acton Park Bushfire Brigade	80	0	0	0	0.00%
B1022 Sussex Bushfire Brigade	80	0	0	0	0.00%
B1023 Vasse Bushfire Brigade	80	0	0	0	0.00%
B1024 Wilyabrup Bushfire Brigade	80	0	0	0	0.00%
B1025 Yallingup Coastal Bushfire Brigade	80	0	0	0	0.00%
B1026 Yallingup Rural Bushfire Brigade	80	0	0	0	0.00%
B1028 Yoongarillup Bushfire Brigade	80	0	0	0	0.00%
G0030 Busselton Rubbish Site	2,203	0	0	0	0.00%
R9999 Miscellaneous Plant & Equipment	1,250	0	0	0	0.00%
Total Furniture & Office Equipment	148,030	287,536	610,535	606,485	-48.52%

>> Infrastructure

Major Project - Busselton Foreshore

C3064 Foreshore East - Coastal Defences (Jetty to Brown St)	75,110	750,000	3,000,000	3,000,000	-89.99%
C3094 Busselton Foreshore - Stage 3(Site investigation, design etc.)	14,404	9,390	18,782	18,782	53.40%
C3098 Active Playing Fields - Barnard Park (Eastern Section)	1,268,786	852,672	1,815,333	1,705,333	48.80%
C3103 Foreshore East Youth Precinct (Skate Park & Adv.Playground)	2,736	0	2,100,000	2,100,000	0.00%
C3106 Foreshore East - Scout Hall Relocation	0	105,000	175,000	175,000	-100.00%
C3107 Foreshore East - Foreshore Promenade (Jetty to Brown St)	57,596	666,666	2,000,000	2,000,000	-91.36%
C3114 Foreshore East - Stanley Street Services	0	124,998	250,000	250,000	-100.00%
W0120 Foreshore East - Brown Street Extension	460,268	800,000	894,043	800,000	-42.47%
W0131 Foreshore East - Spine Road and Ancillary Council Works	13,752	0	1,000,000	1,000,000	0.00%
	1,892,653	3,308,726	11,253,158	11,049,115	-42.80%

Busselton Jetty

C3066 West Swim Jetty	49,583	0	20,000	20,000	0.00%
C3499 Busselton Jetty Infrastructure Works for Mobile Services	46,098	45,000	60,000	60,000	2.44%
C3500 Busselton Jetty Refurbishment	2,152	0	550,000	550,000	0.00%
	97,834	45,000	630,000	630,000	117.41%

Footpaths Construction

F0038 Park Way PAW - Geographe Bay Rd to Park Way	16,412	20,307	20,307	20,307	-19.18%
F0042 Vasse Footpaths Network	0	0	10,000	137,726	0.00%
F0052 Margaret Street Footpath	2,776	46,032	61,371	61,371	-93.97%
F0053 Grant Street Footpath	666	51,662	103,322	103,322	-98.71%

City of Busselton

Capital Acquisition Report

Property, Plant & Equipment, Infrastructure

For the Period Ending 31 December 2014

Description	2014/15 Actual YTD	2014/15 Amended Budget YTD	2014/15 Amended Budget	2014/15 Original Budget	2014/15 Budget YTD Variance
	\$	\$	\$	\$	%
F0054 David Drive PAW	463	12,500	50,000	50,000	-96.30%
F0056 Jensen Way Footpath	0	0	30,000	0	0.00%
F0057 Keenan Street Path	0	0	17,226	0	0.00%
	20,317	130,501	292,226	372,726	-84.43%
Drainage Construction - Street					
D0009 Busselton LIA - Geocatch Drain Partnership	0	15,000	30,000	30,000	-100.00%
D0010 Dunsborough / Busselton Drainage Upgrades	108,962	0	130,000	130,000	0.00%
D0013 Dunsborough Lakes Drainage Works	38,000	38,025	38,025	38,025	-0.07%
	146,962	53,025	198,025	198,025	177.16%
Car Parking Construction					
C0027 Meelup Beach Parking Upgrade	809	65,004	130,000	130,000	-98.76%
C0031 Reserve 41445 Reseal (Coles)	2,121	209,970	209,970	209,970	-98.99%
C0032 Child Care Centre Car Park	298	0	16,000	16,000	0.00%
C0033 Rotary Park Carpark	386	0	72,000	72,000	0.00%
C0034 Geographe Leisure Centre Carpark	29,918	0	30,000	30,000	0.00%
	33,533	274,974	457,970	457,970	-87.81%
Bridges Construction					
A0010 Queen Street Bridge 0240A	0	0	288,000	288,000	0.00%
A0014 Bussell Highway - 0241	276,000	0	276,000	276,000	0.00%
A0015 Metricup Road Bridge - 3354	0	0	177,000	177,000	0.00%
A0016 Kangaroo Creek Pedestrian Bridge	11,649	12,269	12,269	12,269	-5.05%
A0017 Tuart Drive Bridge (0239A)	0	0	645,000	645,000	0.00%
A0018 Queen Street Bridge 0240A (Sub-Structure Repairs)	0	0	84,000	84,000	0.00%
	287,649	12,269	1,482,269	1,482,269	2244.52%
Cycleways Construction					
F1008 Busselton Bypass - Strelly Street to Clydebank Avenue	0	0	0	89,448	0.00%
F1011 Navigation Way - Guerin St to Marine Tce	0	0	0	98,638	0.00%
F1015 New River East Trail	190	0	100,000	100,000	0.00%
	190	0	100,000	288,086	0.00%
Townscape Construction					
C1024 Dunsborough Road Access Improvements Stage 1	5,969	450,000	450,000	450,000	-98.67%
C1025 Kent Street	8,257	255,391	297,150	297,150	-96.77%
	14,226	705,391	747,150	747,150	-97.98%
Boat Ramps Construction					
C1502 Old Dunsborough Boat Ramp Finger Jetty	8,013	109,998	220,000	220,000	-92.72%
C1503 Quindalup Sea Rescue Boat Ramp	69,975	41,616	83,236	83,236	68.14%
C1504 Abbey Boat Ramp Upgrade	61,035	36,438	72,875	72,875	67.50%
C1510 Bunker Bay Disabled Access Ramp	43,381	15,000	30,000	30,000	189.21%
	182,404	203,052	406,111	406,111	-10.17%
Beach Restoration					
C2511 Abbey Groyne Refurbishment	59,235	94,998	190,000	190,000	-37.65%
C2512 Sand Re-Nourishment	14,552	52,500	105,000	105,000	-72.28%
C2513 Locke Estate - Design and Construction of Coastal Works	19,829	284,004	568,000	568,000	-93.02%
C2520 Coastal Protection Works	17,978	10,002	20,000	20,000	79.74%
	111,594	441,504	883,000	883,000	-74.72%
Parks, Gardens & Reserves					
C3006 Playgrounds General - Replacement of playground equipment	44,584	23,130	46,262	46,262	92.75%

City of Busselton

Capital Acquisition Report

Property, Plant & Equipment, Infrastructure

For the Period Ending 31 December 2014

Description	2014/15 Actual YTD	2014/15 Amended Budget YTD	2014/15 Amended Budget	2014/15 Original Budget	2014/15 Budget YTD Variance
	\$	\$	\$	\$	%
C3007 Park Furniture Replacement - Replace aged & unsafe Equip	41,225	22,302	44,608	44,608	84.85%
C3014 Meelup Park - Fire Access Trail	0	10,002	20,000	20,000	-100.00%
C3042 Water Conservation Initiatives	18,905	12,498	25,000	25,000	51.26%
C3059 Seymour Park	0	15,006	30,000	30,000	-100.00%
C3096 Yallingup Park - Upgrades	211,120	118,878	237,742	237,742	77.59%
C3097 Lions Park Busselton - Refurbishment	112,836	62,772	125,541	125,541	79.75%
C3109 Blackhurst Park	124,154	44,214	88,425	88,425	180.80%
C3110 Dunsborough Lions Park	919	93,222	186,440	186,440	-99.01%
C3117 Smith Beach Surrounds	480	32,310	64,633	64,633	-98.51%
C3121 Smiths Beach Shower (Main Car Park)	5,060	4,002	8,000	8,000	26.43%
C3122 Rails to Trails	0	49,998	143,880	100,000	-100.00%
C3123 Geographe Leisure Centre - Landscaping	121,485	88,512	177,000	147,000	37.25%
C3124 Rails-to-Trails Interpretation (Vasse Trailhead stage)	0	0	40,950	0	0.00%
C3125 Kaloorup Road Vehicle Drop-off Area	0	0	10,000	0	0.00%
	680,767	576,846	1,248,481	1,123,651	18.02%
Airport Construction					
C6007 Airport Helipad and Infrastructure Works	11,942	11,500	11,500	0	3.85%
C6011 A/P Dev - RADS Jet A1 Installation	0	349,998	700,000	700,000	-100.00%
C6013 A/P Dev - RADS New Apron	6,257	295,002	695,167	590,000	-97.88%
C6016 A/P Dev - Taxiway / Hanger Extension	4,802	108,744	217,492	217,492	-95.58%
	23,001	765,244	1,624,159	1,507,492	-96.99%
Cemetery Capital Works					
C1605 Busselton Cemetery Infrastructure Upgrades	0	13,974	27,960	27,960	-100.00%
C1609 Pioneer Cemetery - Implement Conservation Plan	0	10,002	20,000	20,000	-100.00%
	0	23,976	47,960	47,960	-100.00%
Beach Front Infrastructure Works					
C1752 Beach Access Improvements	0	36,240	72,480	72,480	-100.00%
C1753 Eagle Bay Viewing Platform	0	11,502	23,000	23,000	-100.00%
C1756 Busselton Shark Net	435	0	200,000	0	0.00%
	435	47,742	295,480	95,480	-99.09%
Aged Housing - Infrastructure Works					
C3451 Aged Housing Infrastructure - Fencing (Upgrade)	0	35,000	35,000	35,000	-100.00%
	0	35,000	35,000	35,000	-100.00%
Sanitation Infrastructure					
C3478 Dunsborough Tip Upgrade Septage	0	27,498	55,000	55,000	-100.00%
C3479 New Cell Development	0	25,002	700,000	50,000	-100.00%
C3481 Transfer Station Development	33,536	750,000	1,500,000	1,500,000	-95.53%
C3483 Road Sealing	15,721	48,840	97,675	97,675	-67.81%
C3485 Site Rehabilitation - Busselton	0	82,500	165,000	165,000	-100.00%
C3486 Site Rehabilitation - Ruabon	0	25,002	50,000	50,000	-100.00%
	49,257	958,842	2,567,675	1,917,675	-94.86%
Main Roads					
S0010 Abbeys Farm Road - Second Coat Seal	258	10,084	40,337	40,337	-97.45%
S0011 Johnson Road	129	18,126	72,503	72,503	-99.29%
S0013 Brash Road	86	2,728	10,910	10,910	-96.85%
S0014 Oates Road	43	1,965	7,860	7,860	-97.82%
S0015 Harman's Mill Road	640	23,110	92,440	92,440	-97.23%
S0016 Beckett Road	0	15,476	30,952	30,952	-100.00%
S0017 Goldsmith Street	0	26,898	26,898	26,898	-100.00%
S0035 Strelly Street	0	0	150,000	150,000	0.00%
S0046 Commonage Road	0	0	193,278	193,278	0.00%
S0049 Layman Road	11,574	0	750,000	750,000	0.00%
S0057 Cape Naturaliste Road	5,636	0	307,200	307,200	0.00%

City of Busselton

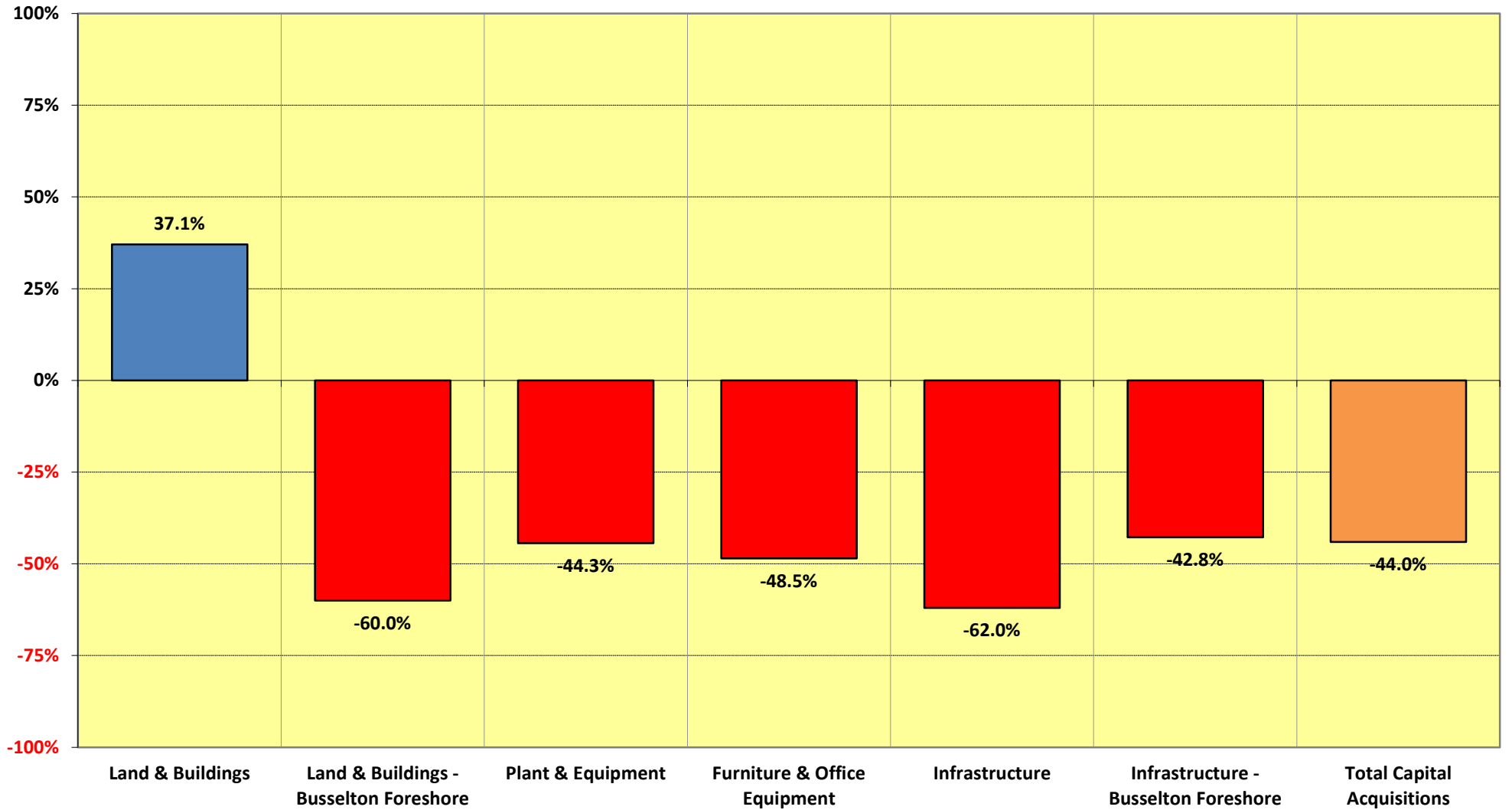
Capital Acquisition Report

Property, Plant & Equipment, Infrastructure

For the Period Ending 31 December 2014

Description		2014/15 Actual YTD	2014/15 Amended Budget YTD	2014/15 Amended Budget	2014/15 Original Budget	2014/15 Budget YTD Variance
		\$	\$	\$	\$	%
S0062	Queen Elizabeth Ave asphalt overlay various sections	44,957	0	105,000	105,000	0.00%
S0064	Peel Terrace	3,463	0	74,864	74,864	0.00%
		66,785	98,387	1,862,242	1,862,242	-32.12%
Roads to Recovery						
T0012	Johnson Road	205	3,342	13,367	13,367	-93.87%
T0032	Ambergate Road	420	22,871	91,482	91,482	-98.17%
T0049	Bentley Road	2,026	27,000	36,000	36,000	-92.50%
T0050	Berry Street	14,627	59,873	59,873	59,873	-75.57%
T0051	Bloor Street	18,823	97,081	97,081	97,081	-80.61%
T0052	Lagoona Place	3,364	57,078	76,104	76,104	-94.11%
T0053	Robbies Close	0	34,356	45,807	45,807	-100.00%
T0054	Staley Road	19,419	90,830	90,830	90,830	-78.62%
T0055	Stroud Street	32,928	91,265	91,265	91,265	-63.92%
T0056	Whatman Street	0	55,410	73,880	73,880	-100.00%
		91,812	539,106	675,689	675,689	-82.97%
Council Roads Initiative						
W0001	Coley Road	375	0	25,000	25,000	0.00%
W0028	Bus Bays & Shelters	4,806	0	300,000	250,000	0.00%
W0071	Puzey Road	3,938	831,105	831,105	831,105	-99.53%
W0075	Ludlow Hithergreen Road	179	4,500	6,000	6,000	-96.02%
W0099	Jensen Way	0	0	70,500	0	0.00%
W0121	Geographe Bay Road	382,153	308,131	308,131	308,131	24.02%
W0123	Blythe Road	32,319	36,849	36,849	36,849	-12.29%
W0124	Coolilup Road	590	41,000	41,000	41,000	-98.56%
W0125	Douglas Road	28,267	25,351	25,351	25,351	11.50%
W0126	Gulberti Road	35,328	35,322	35,322	35,322	0.02%
W0127	Lyle Road	76,992	84,450	84,450	84,450	-8.83%
W0128	Worgan Road	13,797	45,000	45,000	45,000	-69.34%
W0130	Bussell Highway Pedestrian Refuge	14,599	0	20,000	20,000	0.00%
W0132	Causeway Road	0	0	25,000	25,000	0.00%
		593,344	1,411,708	1,853,708	1,733,208	-57.97%
Total Infrastructure		4,292,761	9,631,293	26,660,303	25,512,849	-55.43%

Capital Acquisitions
YTD Variance (Budget v Actual)
2014/15 Financial Year



City of Busselton

Reserves Movement Report

For The Period Ending 31 December 2014

	2014/2015 Actual	2014/2015 Amended Budget YTD	2014/2015 Amended Budget	2014/2015 Original Budget	2013/2014 Actual
	\$	\$	\$	\$	\$
100 Airport Runway Reserve					
Accumulated Reserves at Start of Year	597,302.42	597,302.42	597,302.42	597,302.42	247,141.63
Interest transfer to Reserves	13,294.12	10,614.00	21,228.00	21,228.00	10,752.23
Transfer from Muni	79,500.00	79,500.00	159,000.00	159,000.00	339,408.56
Transfer to Muni	0.00	0.00	(609,912.00)	(504,745.00)	0.00
	<u>690,096.54</u>	<u>687,416.42</u>	<u>167,618.42</u>	<u>272,785.42</u>	<u>597,302.42</u>
101 Asset Depreciation Reserve					
Accumulated Reserves at Start of Year	4,026,326.36	4,026,326.36	4,026,326.36	4,026,326.36	4,318,491.95
Interest transfer to Reserves	70,444.54	71,556.00	143,112.00	143,112.00	157,742.64
Transfer to Muni	0.00	0.00	(1,473,704.00)	(1,473,704.00)	(449,908.23)
	<u>4,096,770.90</u>	<u>4,097,882.36</u>	<u>2,695,734.36</u>	<u>2,695,734.36</u>	<u>4,026,326.36</u>
102 Beach Protection Reserve					
Accumulated Reserves at Start of Year	1,324,758.47	1,324,758.47	1,324,758.47	1,324,758.47	1,888,001.40
Interest transfer to Reserves	20,381.90	23,544.00	47,088.00	47,088.00	82,120.83
Transfer from Muni	217,254.00	217,254.00	434,511.00	434,511.00	425,054.00
Transfer to Muni	0.00	0.00	(603,000.00)	(603,000.00)	(1,070,417.76)
	<u>1,562,394.37</u>	<u>1,565,556.47</u>	<u>1,203,357.47</u>	<u>1,203,357.47</u>	<u>1,324,758.47</u>
103 Biodiversity Strategy Reserve					
Accumulated Reserves at Start of Year	0.00	0.00	0.00	0.00	8,610.25
Interest transfer to Reserves	0.00	0.00	0.00	0.00	209.45
Transfer to Muni	0.00	0.00	0.00	0.00	(8,819.70)
	<u>0.00</u>	<u>0.00</u>	<u>0.00</u>	<u>0.00</u>	<u>0.00</u>
105 Busselton Town Centre Improvements (SAR)					
Accumulated Reserves at Start of Year	0.00	0.00	0.00	0.00	11,696.15
Interest transfer to Reserves	0.00	0.00	0.00	0.00	300.72
Transfer to Muni	0.00	0.00	0.00	0.00	(11,996.87)
	<u>0.00</u>	<u>0.00</u>	<u>0.00</u>	<u>0.00</u>	<u>0.00</u>
106 Building Reserve Fund					
Accumulated Reserves at Start of Year	1,500,202.79	1,500,202.79	1,500,202.79	1,500,202.79	1,341,008.08
Interest transfer to Reserves	27,765.05	26,658.00	53,316.00	53,316.00	61,070.51
Transfer from Muni	250,002.00	250,002.00	500,000.00	500,000.00	500,000.00
Transfer to Muni	0.00	0.00	(793,100.00)	(793,100.00)	(401,875.80)
	<u>1,777,969.84</u>	<u>1,776,862.79</u>	<u>1,260,418.79</u>	<u>1,260,418.79</u>	<u>1,500,202.79</u>
107 Corporate IT System Programme					
Accumulated Reserves at Start of Year	123,846.27	123,846.27	123,846.27	123,846.27	119,253.54
Interest transfer to Reserves	2,200.14	2,202.00	4,404.00	4,404.00	4,592.73
	<u>126,046.41</u>	<u>126,048.27</u>	<u>128,250.27</u>	<u>128,250.27</u>	<u>123,846.27</u>
108 E.D.P. Main Reserve					
Accumulated Reserves at Start of Year	0.00	0.00	0.00	0.00	9,711.00
Interest transfer to Reserves	0.00	0.00	0.00	0.00	338.83
Transfer to Muni	0.00	0.00	0.00	0.00	(10,049.83)
	<u>0.00</u>	<u>0.00</u>	<u>0.00</u>	<u>0.00</u>	<u>0.00</u>
110 Jetty Maintenance Reserve					
Accumulated Reserves at Start of Year	1,464,952.27	1,464,952.27	1,464,952.27	1,464,952.27	1,278,159.07
Interest transfer to Reserves	26,360.09	26,034.00	52,068.00	52,068.00	60,828.75
Transfer from Muni	0.00	0.00	1,140,140.00	1,140,140.00	1,148,000.00
Transfer to Muni	0.00	0.00	(1,280,082.00)	(1,280,082.00)	(1,022,035.55)
	<u>1,491,312.36</u>	<u>1,490,986.27</u>	<u>1,377,078.27</u>	<u>1,377,078.27</u>	<u>1,464,952.27</u>
111 Legal Expenses Reserve					
Accumulated Reserves at Start of Year	249,161.68	249,161.68	249,161.68	249,161.68	191,228.66
Interest transfer to Reserves	4,767.14	4,428.00	8,856.00	8,856.00	7,933.02
Transfer from Muni	25,002.00	25,002.00	50,000.00	50,000.00	50,000.00
	<u>278,930.82</u>	<u>278,591.68</u>	<u>308,017.68</u>	<u>308,017.68</u>	<u>249,161.68</u>
112 L.S.L. Reserve					
Accumulated Reserves at Start of Year	1,987,579.00	1,987,579.00	1,987,579.00	1,987,579.00	1,783,825.00
Interest transfer to Reserves	35,245.80	35,322.00	70,644.00	70,644.00	76,768.55
Transfer from Muni	76,548.00	76,548.00	153,100.00	153,100.00	369,252.84
Transfer to Muni	0.00	0.00	(304,196.00)	(304,196.00)	(242,267.39)
	<u>2,099,372.80</u>	<u>2,099,449.00</u>	<u>1,907,127.00</u>	<u>1,907,127.00</u>	<u>1,987,579.00</u>

City of Busselton

Reserves Movement Report

For The Period Ending 31 December 2014

	2014/2015 Actual	2014/2015 Amended Budget YTD	2014/2015 Amended Budget	2014/2015 Original Budget	2013/2014 Actual
	\$	\$	\$	\$	\$
114 Parking Reserve					
Accumulated Reserves at Start of Year	1,641.14	1,641.14	1,641.14	1,641.14	1,794,443.68
Interest transfer to Reserves	1,751.77	30.00	60.00	60.00	13,807.87
Transfer from Muni	175,584.00	175,584.00	351,162.00	351,162.00	328,991.00
Transfer to Muni	0.00	0.00	(162,249.00)	(162,249.00)	(2,135,601.41)
	<u>178,976.91</u>	<u>177,255.14</u>	<u>190,614.14</u>	<u>190,614.14</u>	<u>1,641.14</u>
115 Plant Replacement Reserve					
Accumulated Reserves at Start of Year	3,597,284.40	3,597,284.40	3,597,284.40	3,597,284.40	3,982,028.74
Interest transfer to Reserves	63,459.67	63,930.00	127,860.00	127,860.00	155,482.56
Transfer from Muni	250,002.00	250,002.00	500,000.00	500,000.00	500,000.00
Transfer to Muni	0.00	0.00	(2,033,250.00)	(2,033,250.00)	(1,040,226.90)
	<u>3,910,746.07</u>	<u>3,911,216.40</u>	<u>2,191,894.40</u>	<u>2,191,894.40</u>	<u>3,597,284.40</u>
116 Professional Development Reserve					
Accumulated Reserves at Start of Year	111,895.55	111,895.55	111,895.55	111,895.55	131,748.68
Interest transfer to Reserves	1,779.20	1,986.00	3,972.00	3,972.00	6,142.99
Transfer from Muni	19,998.00	19,998.00	40,000.00	40,000.00	60,000.00
Transfer to Muni	0.00	0.00	(60,000.00)	(60,000.00)	(85,996.12)
	<u>133,672.75</u>	<u>133,879.55</u>	<u>95,867.55</u>	<u>95,867.55</u>	<u>111,895.55</u>
117 Road Asset Renewal Reserve					
Accumulated Reserves at Start of Year	2,435.24	2,435.24	2,435.24	2,435.24	67,764.45
Interest transfer to Reserves	4,521.62	42.00	84.00	84.00	4,822.79
Transfer from Muni	352,326.00	352,326.00	704,644.00	704,644.00	328,200.00
Transfer to Muni	0.00	0.00	(704,644.00)	(704,644.00)	(398,352.00)
	<u>359,282.86</u>	<u>354,803.24</u>	<u>2,519.24</u>	<u>2,519.24</u>	<u>2,435.24</u>
118 Salary / Wage Contingency Reserve					
Accumulated Reserves at Start of Year	0.00	0.00	0.00	0.00	58,667.91
Interest transfer to Reserves	0.00	0.00	0.00	0.00	1,508.45
Transfer to Muni	0.00	0.00	0.00	0.00	(60,176.36)
	<u>0.00</u>	<u>0.00</u>	<u>0.00</u>	<u>0.00</u>	<u>0.00</u>
119 Sick Leave Incentive Reserve					
Accumulated Reserves at Start of Year	137,020.46	137,020.46	137,020.46	137,020.46	134,223.98
Interest transfer to Reserves	2,421.28	2,436.00	4,872.00	4,872.00	5,019.56
Transfer from Muni	0.00	0.00	0.00	0.00	7,993.89
Transfer to Muni	0.00	0.00	0.00	0.00	(10,216.97)
	<u>139,441.74</u>	<u>139,456.46</u>	<u>141,892.46</u>	<u>141,892.46</u>	<u>137,020.46</u>
120 Strategic Projects Reserve					
Accumulated Reserves at Start of Year	245,557.51	245,557.51	245,557.51	245,557.51	235,122.84
Interest transfer to Reserves	4,362.86	4,362.00	8,724.00	8,724.00	9,658.67
Transfer from Muni	10,002.00	10,002.00	20,000.00	20,000.00	25,000.00
Transfer to Muni	0.00	0.00	(100,000.00)	(100,000.00)	(24,224.00)
	<u>259,922.37</u>	<u>259,921.51</u>	<u>174,281.51</u>	<u>174,281.51</u>	<u>245,557.51</u>
121 Waste Facilities & Plant Reserve					
Accumulated Reserves at Start of Year	5,824,493.70	5,824,493.70	5,824,493.70	5,824,493.70	3,143,188.73
Interest transfer to Reserves	120,535.08	103,512.00	207,024.00	207,024.00	162,508.14
Transfer from Muni	919,998.00	919,998.00	1,840,000.00	1,840,000.00	2,870,025.00
Transfer to Muni	0.00	0.00	(3,255,141.00)	(3,479,641.00)	(351,228.17)
	<u>6,865,026.78</u>	<u>6,848,003.70</u>	<u>4,616,376.70</u>	<u>4,391,876.70</u>	<u>5,824,493.70</u>
122 Waterways Development Reserve					
Accumulated Reserves at Start of Year	567,296.45	567,296.45	567,296.45	567,296.45	506,854.71
Interest transfer to Reserves	10,038.92	10,080.00	20,160.00	20,160.00	20,735.53
Transfer from Muni	0.00	0.00	0.00	0.00	51,249.16
Transfer to Muni	0.00	0.00	(27,812.00)	(27,812.00)	(11,542.95)
	<u>577,335.37</u>	<u>577,376.45</u>	<u>559,644.45</u>	<u>559,644.45</u>	<u>567,296.45</u>
123 Waterways Management Reserve (SAR)					
Accumulated Reserves at Start of Year	3,295,493.00	3,295,493.00	3,295,493.00	3,295,493.00	3,021,601.77
Interest transfer to Reserves	59,631.14	58,566.00	117,132.00	117,132.00	120,144.76
Transfer from Muni	79,398.00	79,398.00	158,801.00	158,801.00	153,746.47
Transfer to Muni	0.00	0.00	(300,000.00)	(300,000.00)	0.00
	<u>3,434,522.14</u>	<u>3,433,457.00</u>	<u>3,271,426.00</u>	<u>3,271,426.00</u>	<u>3,295,493.00</u>
124 Workers Compensation Contingency Reserve					
Accumulated Reserves at Start of Year	256,149.59	256,149.59	256,149.59	256,149.59	247,417.06
Interest transfer to Reserves	4,550.55	4,554.00	9,108.00	9,108.00	8,732.53
	<u>260,700.14</u>	<u>260,703.59</u>	<u>265,257.59</u>	<u>265,257.59</u>	<u>256,149.59</u>

City of Busselton

Reserves Movement Report

For The Period Ending 31 December 2014

	2014/2015 Actual	2014/2015 Amended Budget YTD	2014/2015 Amended Budget	2014/2015 Original Budget	2013/2014 Actual
	\$	\$	\$	\$	\$
125 Youth Facilities Reserve					
Accumulated Reserves at Start of Year	0.00	0.00	0.00	0.00	34,409.01
Interest transfer to Reserves	0.00	0.00	0.00	0.00	884.67
Transfer to Muni	0.00	0.00	0.00	0.00	(35,293.68)
	<u>0.00</u>	<u>0.00</u>	<u>0.00</u>	<u>0.00</u>	<u>0.00</u>
126 Provenge Landscape Maintenance Reserve (SAR)					
Accumulated Reserves at Start of Year	533,687.51	533,687.51	533,687.51	533,687.51	417,255.21
Interest transfer to Reserves	10,219.63	9,486.00	18,972.00	18,972.00	18,365.34
Transfer from Muni	52,050.00	52,050.00	104,105.00	104,105.00	98,066.96
Transfer to Muni	0.00	0.00	(115,950.00)	(115,950.00)	0.00
	<u>595,957.14</u>	<u>595,223.51</u>	<u>540,814.51</u>	<u>540,814.51</u>	<u>533,687.51</u>
127 Infrastructure Development Reserve					
Accumulated Reserves at Start of Year	1,778,227.78	1,778,227.78	1,778,227.78	1,778,227.78	2,016,573.71
Interest transfer to Reserves	29,452.67	31,596.00	63,196.00	63,196.00	76,477.71
Transfer from Muni	0.00	0.00	714,513.00	481,166.00	60,176.36
Transfer to Muni	0.00	0.00	(1,693,782.00)	(1,693,782.00)	(375,000.00)
	<u>1,807,680.45</u>	<u>1,809,823.78</u>	<u>862,154.78</u>	<u>628,807.78</u>	<u>1,778,227.78</u>
128 Vasse Newtown Landscape Maintenance Reserve (SAR)					
Accumulated Reserves at Start of Year	358,407.29	358,407.29	358,407.29	358,407.29	221,549.77
Interest transfer to Reserves	7,316.60	6,372.00	12,744.00	12,744.00	11,453.54
Transfer from Muni	66,798.00	66,798.00	133,590.00	133,590.00	125,403.98
Transfer to Muni	0.00	0.00	(123,200.00)	(123,200.00)	0.00
	<u>432,521.89</u>	<u>431,577.29</u>	<u>381,541.29</u>	<u>381,541.29</u>	<u>358,407.29</u>
129 Untied Grants Reserve					
Accumulated Reserves at Start of Year	0.00	0.00	0.00	0.00	1,108,231.00
Transfer to Muni	0.00	0.00	0.00	0.00	(1,108,231.00)
	<u>0.00</u>	<u>0.00</u>	<u>0.00</u>	<u>0.00</u>	<u>0.00</u>
130 Locke Estate Reserve					
Accumulated Reserves at Start of Year	114,516.21	114,516.21	114,516.21	114,516.21	56,000.00
Interest transfer to Reserves	2,353.99	2,034.00	4,068.00	4,068.00	2,516.21
Transfer from Muni	0.00	0.00	60,000.00	60,000.00	56,000.00
	<u>116,870.20</u>	<u>116,550.21</u>	<u>178,584.21</u>	<u>178,584.21</u>	<u>114,516.21</u>
131 Busselton Community Resource Centre					
Accumulated Reserves at Start of Year	36,750.07	36,750.07	36,750.07	36,750.07	12,663.53
Interest transfer to Reserves	807.67	654.00	1,308.00	1,308.00	1,103.71
Transfer from Muni	12,276.00	12,276.00	24,551.00	24,551.00	22,982.83
	<u>49,833.74</u>	<u>49,680.07</u>	<u>62,609.07</u>	<u>62,609.07</u>	<u>36,750.07</u>
132 CBD Enhancement Reserve					
Interest transfer to Reserves	79.22	0.00	0.00	0.00	0.00
Transfer from Muni	6,252.00	6,252.00	12,500.00	12,500.00	0.00
	<u>6,331.22</u>	<u>6,252.00</u>	<u>12,500.00</u>	<u>12,500.00</u>	<u>0.00</u>
133 Election, Valuation and Corporate Expenses Reserve					
Interest transfer to Reserves	221.77	0.00	0.00	0.00	0.00
Transfer from Muni	17,502.00	17,502.00	35,000.00	35,000.00	0.00
	<u>17,723.77</u>	<u>17,502.00</u>	<u>35,000.00</u>	<u>35,000.00</u>	<u>0.00</u>
134 Civic and Administration Centre Construction Reserve					
Interest transfer to Reserves	264,378.08	216,000.00	540,000.00	540,000.00	0.00
Transfer from Muni	18,000,000.00	18,000,000.00	18,000,000.00	18,000,000.00	0.00
Transfer to Muni	0.00	0.00	(540,000.00)	(540,000.00)	0.00
	<u>18,264,378.08</u>	<u>18,216,000.00</u>	<u>18,000,000.00</u>	<u>18,000,000.00</u>	<u>0.00</u>
Total Cash Backed Reserves	<u><u>49,533,817.66</u></u>	<u><u>49,461,475.16</u></u>	<u><u>40,630,580.16</u></u>	<u><u>40,277,900.16</u></u>	<u><u>28,134,985.16</u></u>
Summary					
9101 Accumulated Reserves at Start of Year	28,134,985.16	28,134,985.16	28,134,985.16	28,134,985.16	28,386,871.51
9104 Interest transfer to Reserves	788,340.50	715,998.00	1,540,000.00	1,540,000.00	1,082,023.29
9102 Transfer from Muni	20,610,492.00	20,610,492.00	25,135,617.00	24,902,270.00	7,519,551.05
9103 Transfer to Muni	0.00	0.00	(14,180,022.00)	(14,299,355.00)	(8,853,460.69)
Closing Balance	<u><u>49,533,817.66</u></u>	<u><u>49,461,475.16</u></u>	<u><u>40,630,580.16</u></u>	<u><u>40,277,900.16</u></u>	<u><u>28,134,985.16</u></u>

City of Busselton

Reserve Transfers to Municipal Fund

For the Period Ending 31 December 2014

Description	2014/2015 Actual YTD	2014/2015 Amended Budget	2014/2015 Original Budget
	\$	\$	\$
Airport Infrastructure Renewal and Replacement Reserve			
Airport Terminal Building Expansion (B9708)		395,999	395,999
Taxiway Hanger (C6016)		108,746	108,746
New Apron (C6013) - C1411/294		105,167	0
	0	609,912	504,745
Asset Depreciation Reserve			
Asbestos Management Plan (B1514)		125,000	125,000
Busselton Jetty Depot Maintenance Compound (B9584)		325,000	325,000
Civic & Administration Centre (B9010)		900,000	900,000
Civic & Administration Centre (B9010)		14,412	14,412
Kookaburra On-site cabins (10600)		109,292	109,292
	0	1,473,704	1,473,704
Beach Protection Reserve			
Sand Nourishment (C2512)		52,500	52,500
Locke Estate (C2513)		309,000	309,000
Abbey Groyne (C2511)		95,000	95,000
Beach Monitoring (11101, 3280)		26,250	26,250
Coastal Structure Improvements (11101, 3280)		26,750	26,750
Investigations - Broadwater Beach (11101,3280)		31,500	31,500
Storm Surge Response Plan (11101,3280)		42,000	42,000
Coastal Protection Management Issues (C2520)		20,000	20,000
	0	603,000	603,000
Buildings Reserve			
Busselton Youth Centre - Foyer Area (B9552)		71,500	71,500
Dunsborough Hall Renewal (B9502)		200,000	200,000
Churchill Park Toilets (B9558)		60,000	60,000
Old Butter Factory Museum Renewal (B9586)		100,000	100,000
GLC Extension (Ex B9567) - as per Council Resolution C1402/024		10,000	10,000
GLC Extension (Ex B9566) - as per Council Resolution C1402/024		25,000	25,000
GLC Extension - Airflow (B9554)		68,500	68,500
Railway House (B9583)		125,000	125,000
GLC - LED Lighting (B9590)		133,100	133,100
	0	793,100	793,100
Jetty Maintenance Reserve			
Jetty Maintenance - Facilities (11160)		530,223	530,223
Jetty Maintenance - Construction (11160)		4,734	4,734
Jetty Maintenance - Parks and Gardens (11160)		2,689	2,689
Interpretive Centre (11161)		28,313	28,313
Under Water Observatory (11162)		162,323	162,323
Jetty Train (11163)		1,800	1,800
Busselton Jetty - Marine Berthing Facility -preliminary design works		50,000	50,000
Busselton Jetty Refurbishment - Marine Berthing Facility (C3500)		500,000	500,000
	0	1,280,082	1,280,082
Long Service Leave Reserve			
As per salaries budgets (numerous staff)		304,196	304,196
	0	304,196	304,196

City of Busselton

Reserve Transfers to Municipal Fund

For the Period Ending 31 December 2014

Description	2014/2015 Actual YTD	2014/2015 Amended Budget	2014/2015 Original Budget
	\$	\$	\$
City Car Parking and Access Reserve			
Busselton land acquisition - loan repayments (Loan 203)		162,249	162,249
	0	162,249	162,249
Plant Replacement Reserve			
P149303 Volvo L90F Front End Loader		230,000	230,000
P161004 Isuzu NPR 300 Rear tipper		65,000	65,000
P164007 Isuzu FVR950 9 tonne truck		110,000	110,000
P184003 Toro Groundmaster 411D mower		85,000	85,000
P183022 Toro 3280 4WD mower		32,000	32,000
P181002 Chris Crew single rotary slasher		9,500	9,500
P193049 Ford Transit Dual Cab		34,000	34,000
P117300 Vanguard 16HP Turf Wicket Roller		39,950	39,950
P183019 Gianni Ferrari Turbo Mower		68,000	68,000
Various Auxiliary Minor Plant Items:		33,000	33,000
P102001 Caterpillar 120H Grader		215,000	215,000
P114001 Hamm 3411 Vibratory Roller		120,000	120,000
P162002 Isuzu FVR950 Side & Rear Tipper		110,000	110,000
P160005 Isuzu NPR400 Dual Cab Tray Top		55,000	55,000
P160007 Isuzu NPR400 Dual Cab Tray Top		55,000	55,000
P198009 Water Tank 9000lt		29,800	29,800
P149301 Caterpillar 950 Front End Loader		270,000	270,000
P170700 Arrow Directional Trailer		24,300	24,300
Various Auxiliary Minor Plant Items		25,000	25,000
P104200 Cigweld 300 Mig Welder		9,700	9,700
Porta Power Tool - Workshop		2,500	2,500
2Kva Generator		2,000	2,000
Hot Water system replacement (Kookaburra) - ex boiler		10,000	10,000
P166006 Waste Compactor		382,000	382,000
Reversing Sensors for Waste Trucks		16,500	16,500
	0	2,033,250	2,033,250
Professional Development Reserve			
As per Employee Services expenditure budget		60,000	60,000
	0	60,000	60,000
Road Initiative Reserve			
Asset Management Plan - Funded roads to be finalised		704,644	704,644
	0	704,644	704,644
Strategic Projects Reserve			
Busselton Jetty - Mobile Vendor Infrastructure Works		60,000	60,000
Old Fire Station Toilet Block		40,000	40,000
	0	100,000	100,000
Waste Management Facility & Plant Reserve			
Rubbish site development consultancies (G0032)		350,000	350,000
Rubbish site development contractors (G0032)		50,000	50,000
Rubbish site development Land Purchase (G0032) - C1412/344		0	900,000
Busselton Rubbish Site Rehabilitation consultancies (C3485)		165,000	165,000
Ruabon Rubbish Site Rehabilitation contractors (C3486)		50,000	50,000
Dunsborough New Cell development (C3479) - C1412/344		700,000	50,000
Dunsborough Upgrade Septage (C3478)		55,000	55,000
Busselton Transfer Station Development (C3481)		1,500,000	1,500,000
Net operating adjustment (reconciliation)		201,966	201,966
Waste Transfer Station (B9402)		60,000	60,000

City of Busselton

Reserve Transfers to Municipal Fund

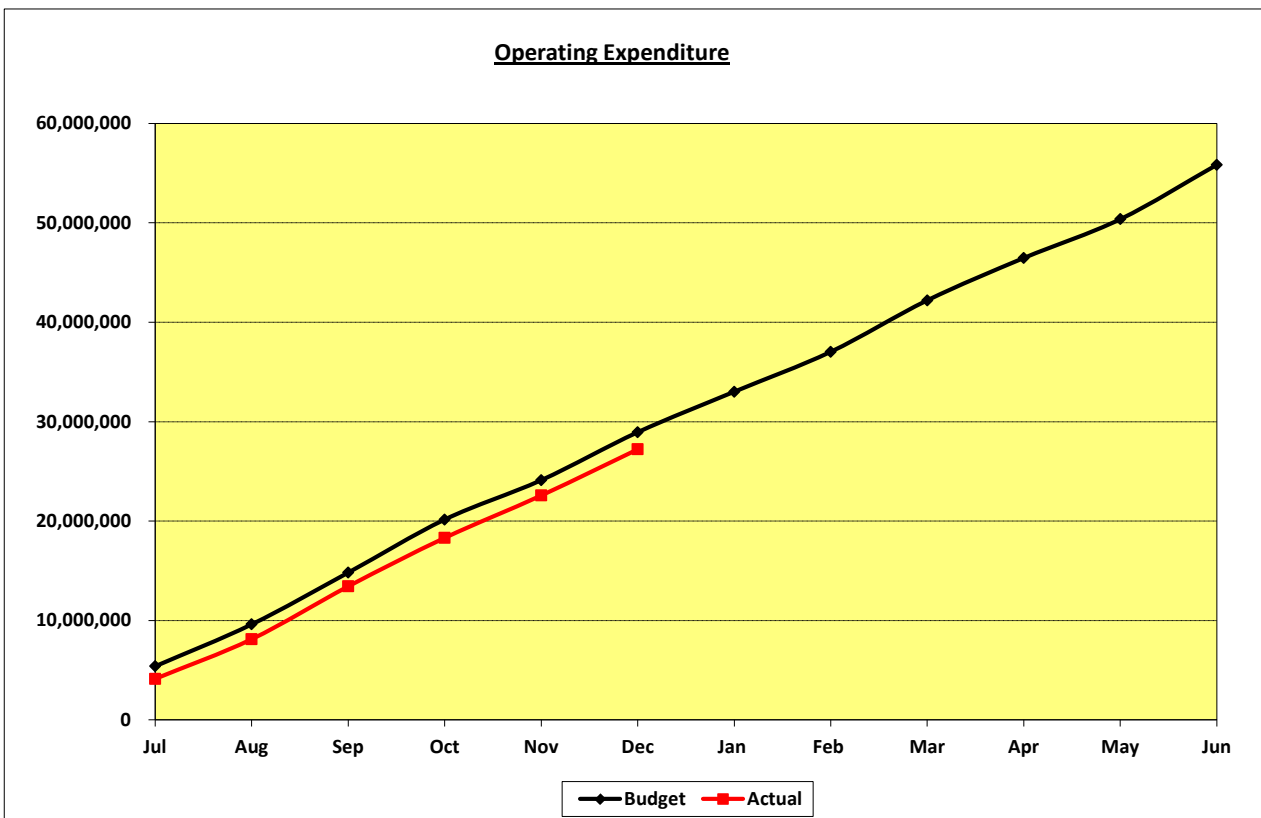
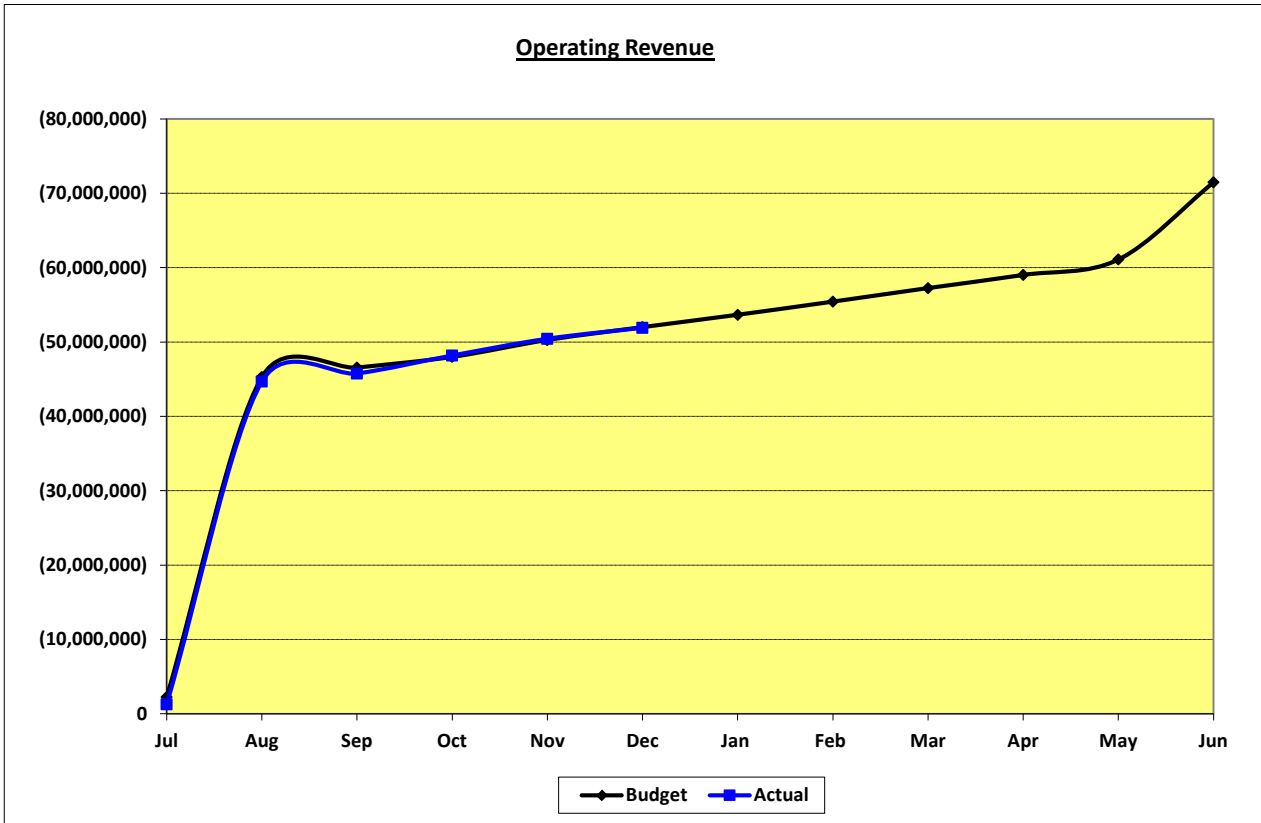
For the Period Ending 31 December 2014

Description	2014/2015 Actual YTD	2014/2015 Amended Budget	2014/2015 Original Budget
	\$	\$	\$
Waste Site Road Resealing (C3483)		97,675	97,675
Water Cart, Tray & Pump -C1410/265		25,500	0
	0	3,255,141	3,479,641
Port Geographe Waterways Development Reserve			
Port Geographe Legal Expenses		20,000	20,000
Port Geographe Pedestrian Bridge Insurance (A6004)		7,812	7,812
	0	27,812	27,812
Port Geographe Waterways Management Reserve (SAR)			
Reimbursement of Department of Transport maintenance works		300,000	300,000
	0	300,000	300,000
Provence Landscape Maintenance Reserve (SAR)			
Almond Green Park (R0820)		53,000	53,000
Avingnon Park (R0821)		32,200	32,200
Lavender Park (R0822)		10,750	10,750
Streetscape Medians (R0823)		20,000	20,000
	0	115,950	115,950
Vasse Newtown Landscape Maintenance Reserve (SAR)			
Northern POS (R0841)		30,600	30,600
West Central - Elijah Circle (R0842)		30,900	30,900
East Central - Wakeham Circle (R0843)		30,900	30,900
Southern Wetland - Bush Area Lot 2007 (R0844)		5,100	5,100
Southern Wetland - Heritage Park Lot 2013 (R0845)		5,100	5,100
Streetscape Medians (R0846)		20,600	20,600
	0	123,200	123,200
Infrastructure Development Reserve			
Scout Hall Relocation (C3106)		175,000	175,000
Stanley Street Services (C3114)		250,000	250,000
Bsn Foreshore Stage 3 - site investigation, design (C3094)		18,782	18,782
Nautical Lady Demolition 120-10115-3280-0000		150,000	150,000
Miscellaneous Land Acquisitions		100,000	100,000
Railway House (B9583)		1,000,000	1,000,000
	0	1,693,782	1,693,782
Civic & Administration Centre Construction Reserve			
Transfer of estimated Interest Earnings		540,000	540,000
	0	540,000	540,000
Total	0	14,180,022	14,299,355

Operating Revenue & Expenditure

YTD Actual v YTD Budget (Amended)

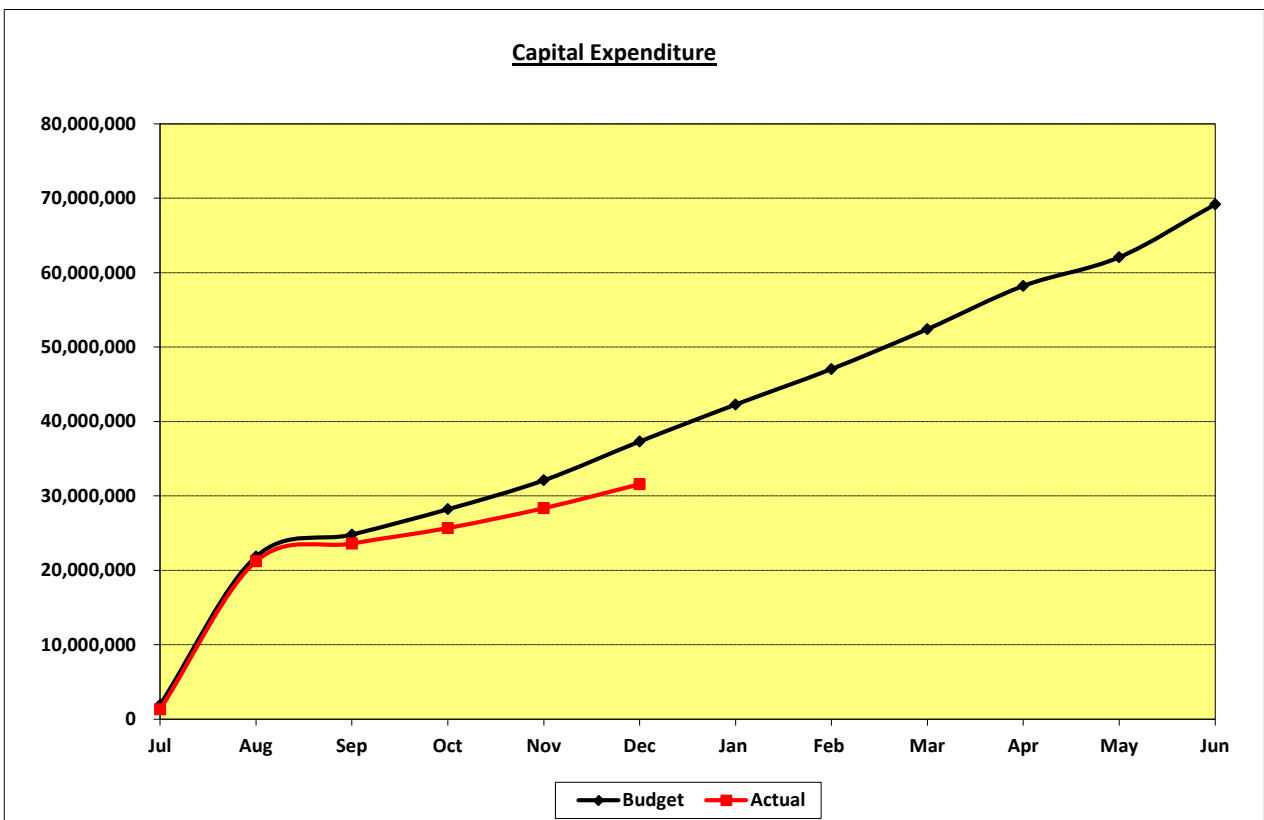
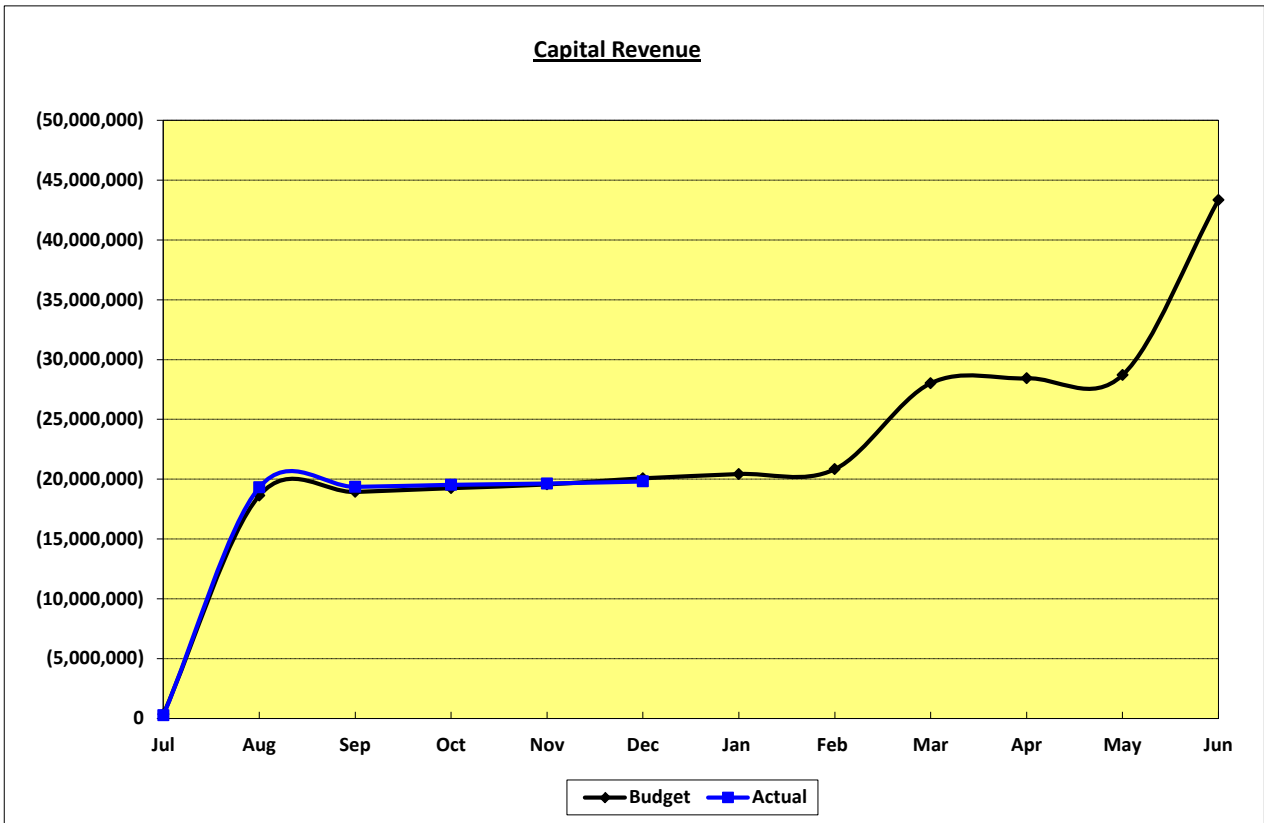
2014/15 Financial Year



Capital Revenue & Expenditure

YTD Actual v YTD Budget (Amended)

2014/15 Financial Year



City of Busselton

Fees & Charges (summary)

For The Period Ending 31 December 2014

Description	2014/2015 Amended Budget	2014/2015 Amended Budget YTD	2014/2015 Actual YTD	Variance \$	Variance %
-------------	--------------------------------	------------------------------------	-------------------------	----------------	---------------

Fees & Charges (by account group)

Building Fees	711,000	355,500	364,126	(8,626)	2.43%
Health Fees	323,210	203,946	153,467	50,479	-24.75%
Planning Fees Statutory	408,000	204,000	293,585	(89,585)	43.91%
Planning Fees Strategic	90,000	45,000	35,301	9,699	-21.55%
Rangers Fees	138,040	69,026	144,601	(75,575)	109.49%
Refuse Service Fees	6,679,532	6,193,374	6,389,159	(195,785)	3.16%
Facility Service Fees	1,953,802	923,188	895,382	27,806	-3.01%
Caravan Park Fees	1,154,056	577,026	529,585	47,441	-8.22%
Aged Housing	402,976	201,480	219,121	(17,641)	8.76%
Airport Fees	1,015,100	507,546	276,591	230,956	-45.50%
Cemetery Fees	89,100	44,550	86,397	(41,847)	93.93%
Other Fees & Charges	662,414	335,847	351,204	(15,357)	4.57%

Total	13,627,230	9,660,483	9,738,518	(78,035)	0.81%
--------------	-------------------	------------------	------------------	-----------------	--------------

