

**City of Busselton**

**Statement of Financial Activity**

**For The Period Ending 30 June 2014**

	2013/2014 Actual	2013/2014 Amended Budget YTD	2013/2014 Amended Budget	2013/2014 Original Budget	2013/2014 YTD Budget Variance
	\$	\$	\$	\$	%
<b>Revenue from Ordinary Activities</b>					
Rates	33,727,074	33,529,950	33,529,950	33,529,950	0.59%
Operating Grants, Subsidies and Contributions	4,741,717	3,871,695	3,871,695	3,637,225	22.47%
Fees & Charges	13,590,101	12,349,756	12,349,756	12,349,756	10.04%
Other Revenue	711,267	521,842	521,842	521,842	36.30%
Interest Earnings	1,988,853	2,029,700	2,029,700	2,029,700	-2.01%
	<b>54,759,012</b>	<b>52,302,943</b>	<b>52,302,943</b>	<b>52,068,473</b>	<b>4.70%</b>
<b>Expenses from Ordinary Activities</b>					
Employee Costs	(23,534,302)	(23,535,362)	(23,535,362)	(23,530,362)	0.00%
Materials & Contracts	(14,342,701)	(13,637,316)	(13,637,316)	(13,669,576)	5.17%
Utilities (Gas, Electricity, Water etc)	(2,219,650)	(2,147,461)	(2,147,461)	(2,147,461)	3.36%
Depreciation on non current assets	(10,128,224)	(9,400,496)	(9,400,496)	(9,400,496)	7.74%
Insurance Expenses	(744,075)	(695,704)	(695,704)	(695,704)	6.95%
Other Expenditure	(2,820,362)	(3,479,965)	(3,479,965)	(3,479,965)	-18.95%
Allocations	1,786,543	1,562,633	1,562,633	1,562,633	14.33%
	<b>(52,002,771)</b>	<b>(51,333,671)</b>	<b>(51,333,671)</b>	<b>(51,360,931)</b>	<b>1.30%</b>
<b>Borrowings Cost Expense</b>					
Interest Expenses	(238,817)	(485,722)	(485,722)	(485,722)	-50.83%
	<b>(238,817)</b>	<b>(485,722)</b>	<b>(485,722)</b>	<b>(485,722)</b>	<b>-50.83%</b>
Non-Operating Grants, Subsidies and Contributions	22,979,810	17,375,975	17,375,975	21,684,561	32.25%
Profit on Asset Disposals	45,363	54,819	54,819	54,819	-17.25%
Loss on Asset Disposals	(241,424)	(171,677)	(171,677)	(171,677)	40.63%
	<b>22,783,749</b>	<b>17,259,117</b>	<b>17,259,117</b>	<b>21,567,703</b>	<b>32.01%</b>
<b>Net Result</b>	<b>25,301,173</b>	<b>17,742,667</b>	<b>17,742,667</b>	<b>21,789,523</b>	<b>42.60%</b>
<b>Adjustments for Non-cash Revenue &amp; Expenditure</b>					
Depreciation	10,128,224	9,400,496	9,400,496	9,400,496	
Donated Assets	(15,358,278)	(1,060,000)	(1,060,000)	(1,060,000)	
(Profit)/Loss on Sale of Assets	196,061	116,858	116,858	116,858	
Deferred Pensioner Movements	(27,169)	0	0	0	
Recording of Employee Entitlements (Provisions)	243,766	(16,124)	(16,124)	(16,124)	
Deposit & Bonds Movements (cash backed)	1,206,102	0	0	0	
<b>Capital Revenue &amp; (Expenditure)</b>					
Land & Buildings	(6,554,651)	(13,789,995)	(13,789,995)	(11,803,217)	-52.47%
Plant & Equipment	(2,941,061)	(4,108,272)	(4,108,272)	(4,061,612)	-28.41%
Furniture & Equipment	(556,750)	(529,038)	(529,038)	(500,268)	5.24%
Infrastructure	(14,138,248)	(27,650,231)	(27,650,231)	(33,534,231)	-48.87%
Proceeds from Sale of Assets	656,253	770,400	770,400	770,400	-14.82%
Proceeds from New Loans	3,750,000	7,750,000	7,750,000	7,750,000	-51.61%
Self Supporting Loans - Repayment of Principal	87,924	87,924	87,924	87,924	0.00%
Total Loan Repayments - Principal	(752,231)	(1,047,457)	(1,047,457)	(1,047,457)	-28.19%
Transfer to Restricted Assets	(7,189,470)	(398,051)	(398,051)	(388,051)	1706.17%
Transfer from Restricted Assets	5,362,669	4,507,669	4,507,669	4,374,805	18.97%
Transfer to Reserves	(8,601,574)	(7,044,212)	(7,044,212)	(7,044,212)	22.11%
Transfer from Reserves	8,853,461	13,570,352	13,570,352	13,438,152	-34.76%
Opening Funds (Deficit)	1,727,014	1,727,014	1,727,014	1,727,014	
<b>Net Current Position - Surplus / (Deficit)</b>	<b>1,393,215</b>	<b>30,000</b>	<b>30,000</b>	<b>0</b>	

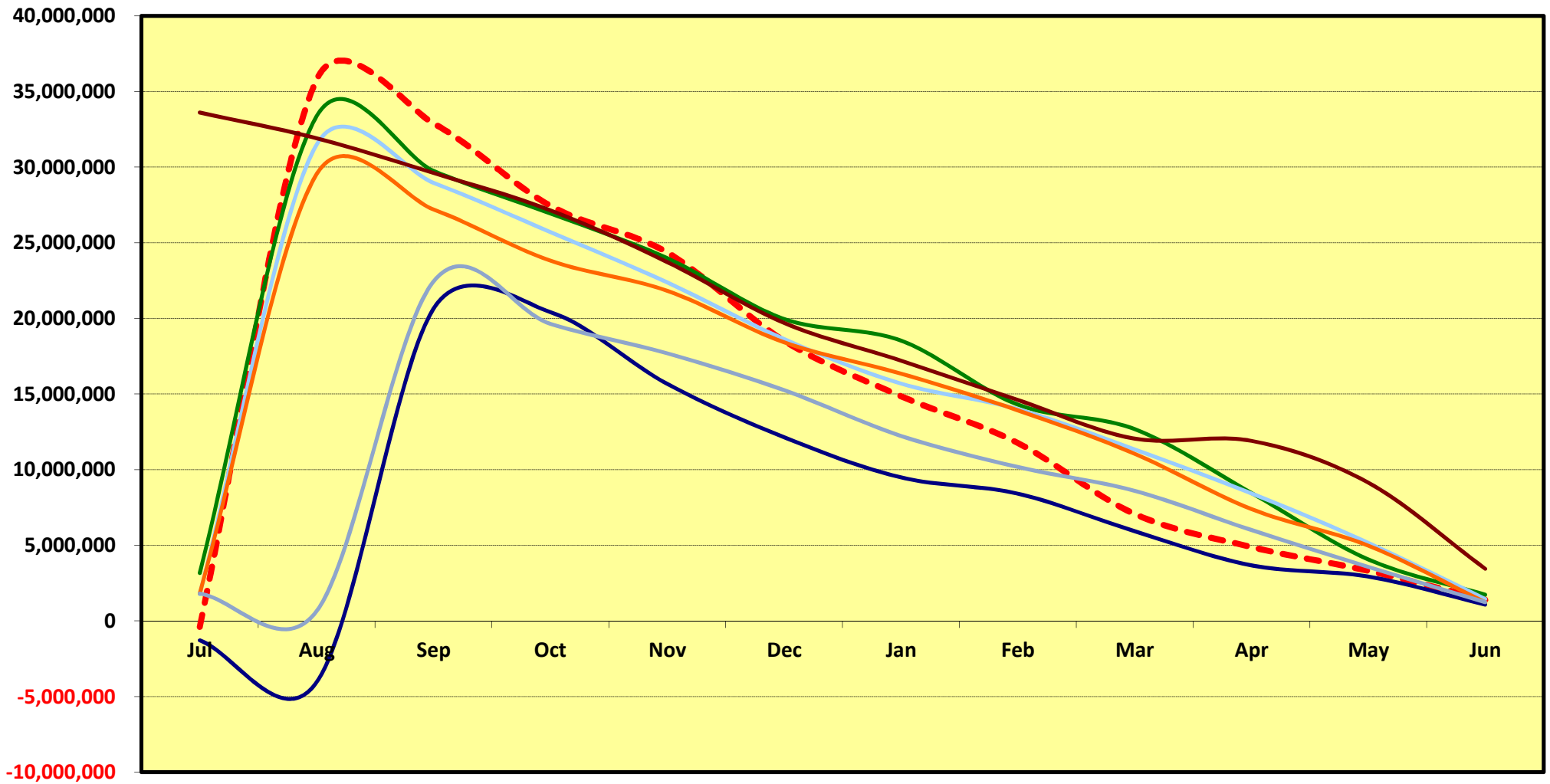
**City of Busselton**

**Net Current Position**

**For The Period Ending 30 June 2014**

	2013/2014 Actual	2013/2014 Amended Budget	2013/2014 Original Budget	2012/2013 Actual
	\$	\$	\$	\$
<b><u>NET CURRENT ASSETS</u></b>				
<b><u>CURRENT ASSETS</u></b>				
Cash - Unrestricted	896,960	546,633	516,633	1,243,646
Cash - Restricted	44,851,621	32,634,616	32,889,680	43,270,375
Sundry Debtors	2,000,772	1,500,000	1,500,000	2,442,888
Rates Outstanding - General	1,487,797	1,200,000	1,200,000	1,356,762
Stock on Hand	25,702	122,416	122,416	123,501
	<u>49,262,852</u>	<u>36,003,665</u>	<u>36,228,729</u>	<u>48,437,172</u>
<b><u>LESS: CURRENT LIABILITIES</u></b>				
Bank Overdraft	0	0	0	0
Sundry Creditors	3,018,016	3,339,049	3,339,049	3,439,783
Deposits and Bonds	3,477,832	2,271,729	2,271,729	2,271,729
	<u>6,495,848</u>	<u>5,610,778</u>	<u>5,610,778</u>	<u>5,711,512</u>
Current Position (inclusive of Restricted Funds)	42,767,004	30,392,887	30,617,951	42,725,660
Add: Cash Backed Liabilities (Deposits & Bonds)	3,477,832	2,271,729	2,271,729	2,271,729
Less: Cash - Restricted Funds	(44,851,621)	(32,634,616)	(32,889,680)	(43,270,375)
<b>NET CURRENT ASSET POSITION</b>	<u><u>1,393,215</u></u>	<u><u>30,000</u></u>	<u><u>0</u></u>	<u><u>1,727,014</u></u>

**City of Busselton**  
**Net Current Position**  
**Year on Year Comparative**



--- 2013/14    — 2012/13    — 2011/12    — 2010/11    — 2009/10    — 2008/09    — 2007/08

**City of Busselton**

**Capital Acquisition Report**

**Property, Plant & Equipment, Infrastructure**

**For the Period Ending 30 June 2014**

Description		2013/2014 Actual YTD	2013/2014 Amended Budget YTD	2013/2014 Amended Budget	2013/2014 Original Budget	2013/2014 Budget YTD Variance
		\$	\$	\$	\$	%
<b>&gt;&gt; Property, Plant &amp; Equipment</b>						
<b>Land</b>						
10610	Property Services Administration	0	100,000	100,000	100,000	-100.00%
10970	Parking Control	3,826,650	4,700,000	4,700,000	4,700,000	-18.58%
<b>Total Land</b>		<b>3,826,650</b>	<b>4,800,000</b>	<b>4,800,000</b>	<b>4,800,000</b>	<b>-20.28%</b>
<b>Buildings</b>						
<b>Major Project - Busselton Foreshore</b>						
B9570	Multi Purpose Community Building	0	0	0	2,900,000	0.00%
B9581	Signal Park Ablution facilities	186,240	149,663	149,663	98,799	24.44%
B9582	Busselton Tennis / Croquet Club - Building	0	2,400,000	2,400,000	0	-100.00%
B9583	Railway House	0	2,000,000	2,000,000	0	-100.00%
B9584	Jetty Depot - Maintenance Compound	0	325,000	325,000	0	-100.00%
		186,240	4,874,663	4,874,663	2,998,799	-96.18%
<b>Major Project - Community Resource Centre</b>						
B9534	Community Resource Centre	39,227	41,325	41,325	41,325	-5.08%
		39,227	41,325	41,325	41,325	-5.08%
<b>Buildings (Other)</b>						
B9010	Administration Building	284,200	500,000	500,000	500,000	-43.16%
B9111	Yallingup Rural Bush Fire Brigade	11,919	13,414	13,414	0	-11.14%
B9300	Aged Housing Capital Improvements - Winderlup	22,471	25,500	25,500	25,500	-11.88%
B9402	Busselton Waste Transfer Station - Buildings	0	60,000	60,000	60,000	-100.00%
B9404	Bird Hide (inclusive of safety fencing and hand rails)	5,405	6,200	6,200	6,200	-12.83%
B9405	Busselton Cemetery - Shed	15,407	13,500	13,500	13,500	14.12%
B9508	King Street Toilet	40,137	37,000	37,000	37,000	8.48%
B9513	GLC Sports Stadium Floor	0	20,000	20,000	20,000	-100.00%
B9515	Yallingup Toilet Upgrade	103,463	105,000	105,000	105,000	-1.46%
B9521	Bayview Crescent Toilet Upgrade	15,821	16,500	16,500	16,500	-4.12%
B9535	Beach Wheelchair Housing	5,000	4,593	4,593	4,593	8.86%
B9537	Churchill Park - Electrical Upgrade	23,231	23,000	23,000	23,000	1.00%
B9547	Eagle Bay Hall Ablution	60,000	60,000	60,000	60,000	0.00%
B9548	Bovell Change Rooms (Disabled Ablution & Works)	97,213	97,000	97,000	97,000	0.22%
B9549	Dunsborough Oval Change Rooms Upgrade	35,123	35,000	35,000	35,000	0.35%
B9554	GLC Extensions	859,734	1,439,000	1,439,000	1,300,000	-40.25%
B9555	Castle Rock Ablutions	25,273	28,000	28,000	34,500	-9.74%
B9556	NCC Internal Refurbishment	9,091	10,000	10,000	10,000	-9.09%
B9557	Churchill Park - Hall Disabled Compliance Works	2,270	5,500	5,500	5,500	-58.73%
B9558	Churchill Park - Change Room Refurbishment	95,200	95,000	95,000	95,000	0.21%
B9559	Churchill Park - Plumbing Works	6,023	10,000	10,000	10,000	-39.77%
B9560	Busselton Beachfront Ablutions	59,864	60,000	60,000	60,000	-0.23%
B9561	Bunker Bay Ablutions	15,084	15,000	15,000	15,000	0.56%
B9562	Meelup Ablutions	80,155	75,000	75,000	75,000	6.87%
B9563	Old Butter Factory - Plumbing and Drainage	18,032	20,000	20,000	20,000	-9.84%
B9564	Old Butter Factory - Fire Compliance	7,271	10,000	10,000	10,000	-27.29%
B9565	Old Butter Factory - Pottery Front End Façade	23,394	25,000	25,000	25,000	-6.42%
B9566	GLC Pool Hall Ceiling Refurbishment	0	0	0	25,000	0.00%
B9567	GLC Main Board Repairs	0	5,000	5,000	15,000	-100.00%
B9568	Port Geographe Marina Ablutions	31,227	30,000	30,000	30,000	4.09%
B9569	Carbunup Hall Toilet	19,749	20,000	20,000	20,000	-1.25%
B9571	Old Butter Factory Shed Replacement	15,583	20,000	20,000	20,000	-22.08%
B9708	Busselton Airport Terminal - Stage 2	420,745	1,032,676	1,032,676	1,032,676	-59.26%
B9710	Depot Building Power Upgrade	15,125	30,000	30,000	30,000	-49.58%
B9712	Depot - Records Storage Building & Works	29,571	33,500	33,500	33,500	-11.73%
B9713	Busselton Depot - Ablution and General Building Upgrades	28,264	30,000	30,000	30,000	-5.79%
B9714	Busselton Airport Shelter Construction	16,204	0	0	0	0.00%
B9802	Kook Caravan Park Ablutions Refurbishment	5,287	23,624	23,624	23,624	-77.62%
B9900	Old Fire Station Building	0	40,000	40,000	40,000	-100.00%
		2,502,534	4,074,007	4,074,007	3,963,093	-38.57%
<b>Total Buildings</b>		<b>2,728,001</b>	<b>8,989,995</b>	<b>8,989,995</b>	<b>7,003,217</b>	<b>-69.66%</b>
<b>Total Land &amp; Buildings</b>		<b>6,554,651</b>	<b>13,789,995</b>	<b>13,789,995</b>	<b>11,803,217</b>	<b>-52.47%</b>

**City of Busselton**

**Capital Acquisition Report**

**Property, Plant & Equipment, Infrastructure**

**For the Period Ending 30 June 2014**

Description		2013/2014 Actual YTD	2013/2014 Amended Budget YTD	2013/2014 Amended Budget	2013/2014 Original Budget	2013/2014 Budget YTD Variance
		\$	\$	\$	\$	%
<b>Plant &amp; Equipment</b>						
10000	Members of Council	44,115	50,000	50,000	50,000	-11.77%
10250	Information Technology	34,980	35,000	35,000	35,000	-0.06%
10300	Records	6,930	7,000	7,000	7,000	-1.00%
10370	Busselton Cemetery	1,390	0	0	0	0.00%
10591	Geographe Leisure Centre	754,826	765,362	765,362	765,362	-1.38%
10600	Kookaburra Caravan Park	55,766	204,500	204,500	204,500	-72.73%
10805	Planning Administration	39,395	40,000	40,000	40,000	-1.51%
10830	Environmental Planning Administration	33,873	35,000	35,000	35,000	-3.22%
10910	Building Services	33,343	35,000	35,000	35,000	-4.73%
10922	Preventative Services - Mosquitoes	42,608	43,110	43,110	4,150	-1.16%
10950	Animal Control	46,492	50,000	50,000	50,000	-7.02%
10980	Other Law, Order & Public Safety	44,133	50,000	50,000	50,000	-11.73%
11107	Engineering Services Design	70,871	72,500	72,500	72,500	-2.25%
11150	Asset Management Administration	33,378	35,000	35,000	35,000	-4.63%
11151	Airport Operations	28,699	34,500	34,500	34,500	-16.82%
11160	Busselton Jetty	12,862	14,500	14,500	14,500	-11.30%
11401	Transport - Workshop	4,110	15,000	15,000	15,000	-72.60%
11402	Plant Purchases (P10)	369,129	792,600	792,600	792,600	-53.43%
11403	Plant Purchases (P11)	378,325	780,500	780,500	780,500	-51.53%
11404	Plant Purchases (P12)	793,092	967,500	967,500	967,500	-18.03%
11500	Operations Services Administration	33,140	35,000	35,000	35,000	-5.31%
B1029	Busselton Branch SES	3,855	0	0	0	0.00%
B1450	Depot Building-Busselton	0	3,500	3,500	3,500	-100.00%
C3500	Busselton Jetty Refurbishment	46,896	0	0	0	0.00%
G0030	Busselton Rubbish Site	1,771	7,000	7,000	7,000	-74.71%
G0031	Dunsborough Rubbish Site	27,083	35,700	35,700	28,000	-24.14%
<b>Total Plant &amp; Equipment</b>		<b>2,941,061</b>	<b>4,108,272</b>	<b>4,108,272</b>	<b>4,061,612</b>	<b>-28.41%</b>
<b>Furniture &amp; Office Equipment</b>						
10250	Information Technology	308,443	341,581	341,581	341,581	-9.70%
10380	Busselton Library	6,777	6,777	6,777	6,777	0.00%
10381	Dunsborough Library	9,405	11,500	11,500	11,500	-18.22%
10530	Community Services Administration	7,703	0	0	0	0.00%
10590	Naturaliste Community Centre	5,863	0	0	0	0.00%
10591	Geographe Leisure Centre	37,476	10,000	10,000	10,000	274.76%
10616	Winderlup Villas Aged Housing	6,430	7,000	7,000	7,000	-8.15%
10617	Harris Road Aged Housing	2,201	5,000	5,000	5,000	-55.98%
10625	Art Geo Administration	7,240	6,000	6,000	6,000	20.67%
10900	Cultural Planning	116,331	107,000	107,000	107,000	8.72%
10920	Environmental Health Services Administration	7,125	5,410	5,410	5,410	31.70%
10922	Preventative Services - Mosquitoes	6,904	7,820	7,820	0	-11.71%
11150	Asset Management Administration	19,950	20,950	20,950	0	-4.77%
B1000	Administration Building- 2-16 Southern Drive	1,602	0	0	0	0.00%
B1400	ArtGeo (Agricultural Dept) Building	1,260	0	0	0	0.00%
B1450	Depot Building-Busselton	4,214	0	0	0	0.00%
B9712	Depot - Records Storage Building & Works	6,281	0	0	0	0.00%
B9713	Busselton Depot - Ablution and General Building Upgrades	1,545	0	0	0	0.00%
<b>Total Furniture &amp; Office Equipment</b>		<b>556,750</b>	<b>529,038</b>	<b>529,038</b>	<b>500,268</b>	<b>5.24%</b>
<b>&gt;&gt; Infrastructure</b>						
<b>Major Project - Busselton Foreshore</b>						
C3064	Coastal Defences	0	3,000,000	3,000,000	3,000,000	-100.00%
C3094	Busselton Foreshore - Stage 3(Site investigation, design etc.)	381,337	400,119	400,119	400,119	-4.69%
C3098	Active Playing Fields - Barnard Park (Eastern Section)	1,488,330	3,018,000	3,018,000	3,000,000	-50.68%
C3101	Brown Street Extension	0	0	0	800,000	0.00%
C3102	Youth Precinct & Piazza Landscaping	0	0	0	1,200,000	0.00%
C3103	Skate Park	0	0	0	2,000,000	0.00%
C3104	Queen Street Upgrade	0	0	0	1,400,000	0.00%
C3106	Scout Hall Relocation	0	175,000	175,000	175,000	-100.00%
C3107	Foreshore Promenade	0	0	0	2,000,000	0.00%
C3108	Spine Road	0	0	0	2,300,000	0.00%
C3112	Busselton Foreshore - Exercise Equipment	0	77,716	77,716	77,716	-100.00%

**City of Busselton**

**Capital Acquisition Report**

**Property, Plant & Equipment, Infrastructure**

**For the Period Ending 30 June 2014**

Description		2013/2014 Actual YTD	2013/2014 Amended Budget YTD	2013/2014 Amended Budget	2013/2014 Original Budget	2013/2014 Budget YTD Variance
		\$	\$	\$	\$	%
C3113	Busselton Tennis / Croquet Club - Infrastructure	0	3,600,000	3,600,000	0	-100.00%
C3114	Stanley Street Services	0	250,000	250,000	0	-100.00%
W0120	Foreshore East - Brown Street Extension	2,713	800,000	800,000	0	-99.66%
		<b>1,872,379</b>	<b>11,320,835</b>	<b>11,320,835</b>	<b>16,352,835</b>	<b>-83.46%</b>
<b>Major Project - Dunsborough Foreshore</b>						
C3090	North side Works	54,808	53,786	53,786	53,786	1.90%
		<b>54,808</b>	<b>53,786</b>	<b>53,786</b>	<b>53,786</b>	<b>1.90%</b>
<b>Busselton Jetty</b>						
C3500	Busselton Jetty Refurbishment	713,683	977,387	977,387	977,387	-26.98%
		<b>713,683</b>	<b>977,387</b>	<b>977,387</b>	<b>977,387</b>	<b>-26.98%</b>
<b>Footpaths Construction</b>						
F0004	Duchess Street Paving	1,595	0	0	81,288	0.00%
F0011	Bussell Highway - MacIntyre to Ray avenue	10,926	27,207	27,207	27,207	-59.84%
F0023	Bussell Highway (Queen Elizabeth Ave to West St)	48,654	49,854	49,854	49,854	-2.41%
F0031	Bussell Highway - Breeden Street to Earnshaw Road	61,726	113,354	113,354	113,354	-45.55%
F0033	Queen Elizabeth Avenue - Grace Court to Recreation Lane	65,255	89,280	89,280	89,280	-26.91%
F0034	Bussell Highway - Barnard Road to Hadfield Avenue	2,846	51,810	51,810	51,810	-94.51%
F0040	Glenmeer Ramble Footpath (Connecting Clydebank & College Ave)	77,790	74,000	74,000	74,000	5.12%
F0041	Recreation Lane Footpath (Connecting to Clydebank Ave)	2,439	27,164	27,164	27,164	-91.02%
F0042	Vasse Footpaths Network	338,919	300,250	300,250	300,250	12.88%
F0043	Waratah Court - Footpath	34,291	40,166	40,166	40,166	-14.63%
F0044	Backhouse St (Alpha Rd- Pettit St)	27,028	29,460	29,460	29,460	-8.26%
F0045	Moore St (Carter St - Alpha St)	23,369	35,899	35,899	35,899	-34.90%
F0046	Pettit Court (Parkway - Geographe Bay Road)	37,726	20,540	20,540	20,540	83.67%
F0047	Chieftain Crescent (Caves -Lorna)	89,821	127,250	127,250	127,250	-29.41%
F0048	Beaufort Crescent Link	20,189	19,879	19,879	19,879	1.56%
F0049	Bussell Highway (Hadfield-Ashcove)	19,041	24,180	24,180	24,180	-21.26%
F0051	Chester Way Dunsborough	16,192	0	0	0	0.00%
F0055	Dunn Bay Road	14,546	0	0	0	0.00%
		<b>892,350</b>	<b>1,030,293</b>	<b>1,030,293</b>	<b>1,111,581</b>	<b>-13.39%</b>
<b>Drainage Construction - Street</b>						
D0009	Busselton LIA - Geocatch Drain Partnership	30,000	30,000	30,000	30,000	0.00%
D0010	Dunsborough / Busselton Drainage Upgrades	121,449	94,243	94,243	94,243	28.87%
D0012	Gifford Road Culvert Extension	78,745	85,500	85,500	85,500	-7.90%
		<b>230,194</b>	<b>209,743</b>	<b>209,743</b>	<b>209,743</b>	<b>9.75%</b>
<b>Car Parking Construction</b>						
C0005	Stanley Street Carpark Upgrade	10,189	10,000	10,000	10,000	1.89%
C0017	Centennial Park Car Park	48,312	57,759	57,759	57,759	-16.36%
C0024	Waratah Court - Car Park	63,784	20,095	20,095	20,095	217.41%
C0025	Cyrillean Way Carparks	45,892	58,185	58,185	58,185	-21.13%
C0026	Prowse Way Car Parking Dunsborough	41,174	55,000	55,000	55,000	-25.14%
C0027	Meelup Beach Parking Upgrade	126,612	128,312	128,312	114,181	-1.33%
		<b>335,962</b>	<b>329,351</b>	<b>329,351</b>	<b>315,220</b>	<b>2.01%</b>
<b>Bridges Construction</b>						
A0008	Layman Road Bridge - 3438	249,000	249,000	249,000	249,000	0.00%
A0010	Queen Street Bridge 0240A	0	84,000	84,000	84,000	-100.00%
A0011	Pedestrian Bridge (Glenmeer Ramble to College Ave)	392,288	380,937	380,937	280,937	2.98%
A0012	Pedestrian Bridge Port Geographe	29,569	97,130	97,130	97,130	-69.56%
A0013	Vasse Bridge Network	295,865	313,192	313,192	313,192	-5.53%
A0014	Bussell Highway - 0241	0	276,000	276,000	276,000	-100.00%
A0015	Metricup Road Bridge - 3354	0	177,000	177,000	177,000	-100.00%
A0016	Kangaroo Creek Pedestrian Bridge	87,731	107,000	107,000	107,000	-18.01%
		<b>1,054,453</b>	<b>1,684,259</b>	<b>1,684,259</b>	<b>1,584,259</b>	<b>-37.39%</b>

**City of Busselton**

**Capital Acquisition Report**

**Property, Plant & Equipment, Infrastructure**

**For the Period Ending 30 June 2014**

Description		2013/2014 Actual YTD	2013/2014 Amended Budget YTD	2013/2014 Amended Budget	2013/2014 Original Budget	2013/2014 Budget YTD Variance
		\$	\$	\$	\$	%
<b>Cycleways Construction</b>						
F1002	Dual Use Path - Dunsborough to Busselton	1,334,380	1,270,837	1,270,837	1,270,837	5.00%
		<u>1,334,380</u>	<u>1,270,837</u>	<u>1,270,837</u>	<u>1,270,837</u>	<u>5.00%</u>
<b>Townscape Construction</b>						
C1005	Queen St Landscaping Enhancements	51,201	50,190	50,190	50,190	2.01%
C1006	Townscape Street Furniture Replacement - Dunsborough	22,576	22,500	22,500	22,500	0.34%
C1008	Dunsborough Pedestrian Access Improvements	17,669	17,000	17,000	17,000	3.94%
C1012	Townscape Street Furniture Replacement - Busselton	24,945	22,500	22,500	22,500	10.87%
C1018	Queen St / Kent St Improvements	15,968	13,674	13,674	13,674	16.77%
C1019	Busselton Pedestrian Access Improvements	18,753	19,000	19,000	19,000	-1.30%
C1020	Dunsborough Landscaping and Lighting	89,679	85,870	85,870	85,870	4.44%
C1022	Queen Street Upgrade (Peel Terrace - Albert Street)	7,314	7,314	7,314	179,780	0.00%
C1023	Busselton CBD Road Traffic Signage	21,143	20,000	20,000	20,000	5.71%
C1025	Kent Street	10,117	153,754	153,754	0	-93.42%
		<u>279,364</u>	<u>411,802</u>	<u>411,802</u>	<u>430,514</u>	<u>-32.16%</u>
<b>Boat Ramps Construction</b>						
C1503	Quindalup Sea Rescue Boat Ramp	85,951	236,256	236,256	236,256	-63.62%
C1504	Abbey Boat Ramp Upgrade	90,393	196,480	196,480	196,480	-53.99%
C1505	Georgette Street Boat Ramp Upgrade	73,391	83,000	83,000	83,000	-11.58%
C1507	Dolphin Road Seasonal Boat Ramp	27,417	30,445	30,445	30,445	-9.95%
C1510	Bunker Bay Disabled Access Ramp	0	30,000	30,000	30,000	-100.00%
		<u>277,152</u>	<u>576,181</u>	<u>576,181</u>	<u>576,181</u>	<u>-51.90%</u>
<b>Beach Restoration</b>						
C2507	Abbey Timber Groyne 1	41,183	51,735	51,735	51,735	-20.40%
C2508	Abbey Timber Groyne 2	45,848	45,272	45,272	45,272	1.27%
C2512	Sand Re-Nourishment	179,748	125,000	125,000	125,000	43.80%
C2513	Locke Estate - Design and Construction of Coastal Works	525,764	525,000	525,000	1,400,000	0.15%
C2515	Scout Road Groynes & Coastal Rehabilitation	684,053	700,000	700,000	700,000	-2.28%
C2518	Harvest Road Groyne	9	17,596	17,596	17,596	-99.95%
		<u>1,476,604</u>	<u>1,464,603</u>	<u>1,464,603</u>	<u>2,339,603</u>	<u>0.82%</u>
<b>Parks, Gardens &amp; Reserves</b>						
C3006	Playgrounds General - Replacement of playground equipment	40,015	123,783	123,783	123,783	-67.67%
C3007	Park Furniture Replacement - Replace aged & unsafe Equip	23,584	26,450	26,450	26,450	-10.84%
C3027	Bayside POS	79,784	119,496	119,496	119,496	-33.23%
C3036	Meelup Beach Interpretive Signage	37,610	37,610	37,610	51,741	0.00%
C3042	Water Conservation Initiatives	54,766	55,550	55,550	55,550	-1.41%
C3048	BBQ Placement and Replacement	45,571	48,455	48,455	48,455	-5.95%
C3054	Ambergate Playground	25,000	25,000	25,000	25,000	0.00%
C3082	Dunsborough Oval - Road Works for Standpipe Access	8,432	7,188	7,188	7,188	17.30%
C3084	Lou Weston Bore Replacement & Irrigation Upgrade	202,026	208,600	208,600	208,600	-3.15%
C3086	Cape Rise Playground	10,353	8,033	8,033	8,033	28.88%
C3087	Yallingup Park - Playground Equipment	236,379	107,685	107,685	107,685	119.51%
C3089	Art Geo - Landscape and Shade Surrounds	62,600	25,825	25,825	25,825	142.40%
C3096	Yallingup Park - Upgrades	98,043	195,000	195,000	195,000	-49.72%
C3097	Lions Park Busselton - Refurbishment	80,852	230,000	230,000	230,000	-64.85%
C3105	Meelup Interpretive Signage - Wagyl Path	0	50,000	50,000	50,000	-100.00%
C3109	Blackhurst Park	103,768	192,193	192,193	192,193	-46.01%
C3111	Churchill Park - RV Dump Point	48,171	53,000	53,000	30,000	-9.11%
		<u>1,156,955</u>	<u>1,513,868</u>	<u>1,513,868</u>	<u>1,504,999</u>	<u>-23.58%</u>

**City of Busselton**

**Capital Acquisition Report**

**Property, Plant & Equipment, Infrastructure**

**For the Period Ending 30 June 2014**

Description		2013/2014 Actual YTD	2013/2014 Amended Budget YTD	2013/2014 Amended Budget	2013/2014 Original Budget	2013/2014 Budget YTD Variance
		\$	\$	\$	\$	%
<b><u>Airport Construction</u></b>						
C6004	FIFO Carpark Extension	2,836	0	0	0	0.00%
C6010	Airport Fencing Works	14,773	19,500	19,500	19,500	-24.24%
C6011	A/P Dev - RADS Jet A1 Installation	1,149	700,000	700,000	700,000	-99.84%
C6013	A/P Dev - RADS New Apron	0	590,000	590,000	590,000	-100.00%
C6016	A/P Dev - Taxiway / Hanger Extension	0	217,492	217,492	217,492	-100.00%
		<u>18,758</u>	<u>1,526,992</u>	<u>1,526,992</u>	<u>1,526,992</u>	<u>-98.77%</u>
<b><u>Cemetery Capital Works</u></b>						
C1609	Pioneer Cemetery - Implement Conservation Plan	21,378	21,130	21,130	21,130	1.17%
		<u>21,378</u>	<u>21,130</u>	<u>21,130</u>	<u>21,130</u>	<u>1.17%</u>
<b><u>Beach Front Infrastructure Works</u></b>						
C1753	Eagle Bay Viewing Platform	0	23,000	23,000	23,000	-100.00%
C1755	Foreshore Shark Net	194,081	150,000	150,000	150,000	29.39%
		<u>194,081</u>	<u>173,000</u>	<u>173,000</u>	<u>173,000</u>	<u>12.19%</u>
<b><u>Aged Housing - Infrastructure Works</u></b>						
C3451	Aged Housing Infrastructure - Fencing (Upgrade)	8,490	15,000	15,000	15,000	-43.40%
		<u>8,490</u>	<u>15,000</u>	<u>15,000</u>	<u>15,000</u>	<u>-43.40%</u>
<b><u>Sanitation Infrastructure</u></b>						
C3478	Dunsborough Tip Upgrade Septage	74,972	100,000	100,000	100,000	-25.03%
C3479	New Cell Development	5,961	150,000	150,000	150,000	-96.03%
C3481	Transfer Station Development	44,870	500,000	500,000	500,000	-91.03%
C3483	Road Sealing	22,325	120,000	120,000	120,000	-81.40%
		<u>148,127</u>	<u>870,000</u>	<u>870,000</u>	<u>870,000</u>	<u>-82.97%</u>
<b><u>Main Roads</u></b>						
S0004	Peppermint Drive Reconstruction	130,652	122,278	122,278	122,278	6.85%
S0005	Ludlow Hithergreen Road - Second Coat Seal	17,450	13,475	13,475	13,475	29.50%
S0006	Mewett Road - Second Coat Seal	62,551	93,240	93,240	93,240	-32.91%
S0007	Puzey Road - Second Coat Seal	55,099	57,442	57,442	57,442	-4.08%
S0008	Yelverton North Road - Second Coat Seal	53,350	56,136	56,136	56,136	-4.96%
S0009	Yelverton Road - Second Coat Seal	29,125	29,678	29,678	29,678	-1.86%
S0010	Abbeys Farm Road - Second Coat Seal	53,266	43,843	43,843	43,843	21.49%
S0046	Commonage Road	309,968	309,731	309,731	309,731	0.08%
S0049	Layman Road	773,263	750,000	750,000	750,000	3.10%
S0051	Causeway Road	10,568	8,732	8,732	8,732	21.03%
S0055	Eagle Bay Road	20,132	9,737	9,737	9,737	106.76%
S0056	Vasse Yallingup Siding Road	53,631	53,814	53,814	53,814	-0.34%
S0057	Cape Naturaliste Road	229,549	226,774	226,774	226,774	1.22%
S0058	Recreation Lane	89,124	136,158	136,158	136,158	-34.54%
S0059	Puzey Road - Design & Survey for widening	84,415	75,000	75,000	75,000	12.55%
S0060	Smiths Beach Rd asphalt overlay between slk 0.22-0.62	49,678	56,420	56,420	56,420	-11.95%
S0061	Queen Elizabeth Ave asphalt overlay section between slk 0.11	68,108	69,000	69,000	69,000	-1.29%
S0062	Queen Elizabeth Ave asphalt overlay various sections	93,248	93,000	93,000	93,000	0.27%
		<u>2,183,178</u>	<u>2,204,458</u>	<u>2,204,458</u>	<u>2,204,458</u>	<u>-0.97%</u>
<b><u>Roads to Recovery</u></b>						
T0030	Acton Park Road	351,550	389,933	389,933	389,933	-9.84%
T0044	Mercator Way, Eagle Bay	55,300	59,316	59,316	59,316	-6.77%
T0045	Isaacs Street	72,804	71,703	71,703	71,703	1.54%
T0046	Gypsy Street, Eagle Bay	119,170	108,838	108,838	108,838	9.49%
T0047	Otranto Close Eagle Bay	41,241	44,374	44,374	44,374	-7.06%
T0048	Bensted Street	22,417	35,500	35,500	35,500	-36.85%
		<u>662,483</u>	<u>709,664</u>	<u>709,664</u>	<u>709,664</u>	<u>-6.65%</u>



**City of Busselton**

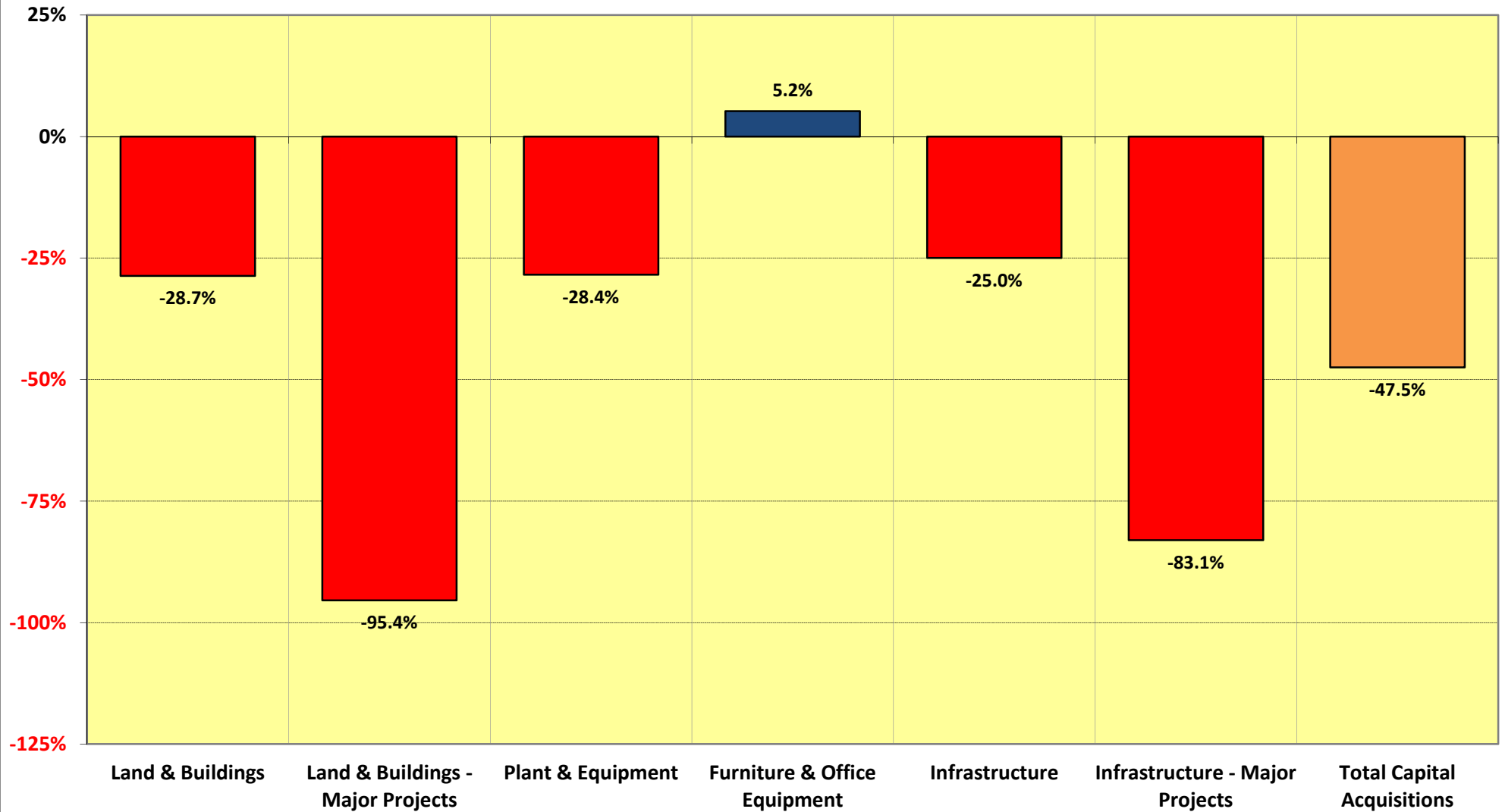
**Capital Acquisition Report**

**Property, Plant & Equipment, Infrastructure**

**For the Period Ending 30 June 2014**

Description	2013/2014	2013/2014	2013/2014	2013/2014	2013/2014
	Actual YTD	Amended Budget YTD	Amended Budget	Original Budget	Budget YTD Variance
	\$	\$	\$	\$	%
<b>Council Roads Initiative</b>					
W0016 Hairpin Road	38,354	54,000	54,000	54,000	-28.97%
W0018 Kaloorup Road	101,976	87,065	87,065	87,065	17.13%
W0075 Ludlow Hithergreen Road	0	6,000	6,000	6,000	-100.00%
W0076 Metricup Road	57,749	60,278	60,278	60,278	-4.20%
W0087 Eagle Crescent	49,561	41,353	41,353	41,353	19.85%
W0090 Burton Road	10,894	19,423	19,423	19,423	-43.91%
W0092 Chester Way	99,642	115,108	115,108	115,108	-13.44%
W0094 Fairway Drive	1,002	0	0	0	0.00%
W0101 Percival Place	17,959	13,280	13,280	13,280	35.24%
W0102 Ray Village Pedestrian Crossing	388	19,634	19,634	19,634	-98.02%
W0103 Tilly Road	38,092	38,148	38,148	38,148	-0.15%
W0104 Whittle Road	72,050	66,768	66,768	66,768	7.91%
W0112 Ella Gladstone Street Eagle Bay	54,906	56,291	56,291	56,291	-2.46%
W0113 Caladenia Close Eagle Bay	43,167	52,760	52,760	52,760	-18.18%
W0114 Wonnerup South Road, Wonnerup	441,263	424,864	424,864	424,864	3.86%
W0115 Hairpin Rd Gravel Resheeting	15,379	24,500	24,500	24,500	-37.23%
W0116 Adams Road Gravel Resheeting	52,283	53,216	53,216	53,216	-1.75%
W0117 Marbellup Rd Gravel Resheeting	64,507	73,095	73,095	73,095	-11.75%
W0118 Prater Rd Gravel Resheeting	46,739	67,341	67,341	67,341	-30.59%
W0119 Sheens Rd Gravel Resheeting	17,558	13,918	13,918	13,918	26.15%
	1,223,469	1,287,042	1,287,042	1,287,042	-4.94%
<b>Total Infrastructure</b>	<b>14,138,248</b>	<b>27,650,231</b>	<b>27,650,231</b>	<b>33,534,231</b>	<b>-48.87%</b>

**Capital Acquisitions**  
**YTD Variance (Amended Budget v Actual)**  
**2013/14 Financial Year**



**City of Busselton**

**Reserves Movement Report**

**For The Period Ending 30 June 2014**

	2013/2014 Actual	2013/2014 Amended Budget YTD	2013/2014 Amended Budget	2013/2014 Original Budget	2012/2013 Actual
	\$	\$	\$	\$	\$
<b>100 Airport Runway Reserve</b>					
Accumulated Reserves at Start of Year	247,141.63	247,141.63	247,141.63	247,141.63	188,496.38
Interest transfer to Reserves	10,752.23	8,712.00	8,712.00	8,712.00	8,645.25
Transfer from Muni	339,408.56	50,000.00	50,000.00	50,000.00	50,000.00
Transfer to Muni	0.00	(125,084.00)	(125,084.00)	(125,084.00)	0.00
	<u>597,302.42</u>	<u>180,769.63</u>	<u>180,769.63</u>	<u>180,769.63</u>	<u>247,141.63</u>
<b>101 Asset Depreciation Reserve</b>					
Accumulated Reserves at Start of Year	4,318,491.95	4,318,491.95	4,318,491.95	4,318,491.95	4,845,226.80
Interest transfer to Reserves	157,742.64	152,124.00	152,124.00	152,124.00	225,082.66
Transfer to Muni	(449,908.23)	(1,100,000.00)	(1,100,000.00)	(1,132,000.00)	(751,817.51)
	<u>4,026,326.36</u>	<u>3,370,615.95</u>	<u>3,370,615.95</u>	<u>3,338,615.95</u>	<u>4,318,491.95</u>
<b>102 Beach Protection Reserve</b>					
Accumulated Reserves at Start of Year	1,888,001.40	1,888,001.40	1,888,001.40	1,888,001.40	1,554,281.01
Interest transfer to Reserves	82,120.83	66,504.00	66,504.00	66,504.00	85,823.22
Transfer from Muni	425,054.00	425,054.00	425,054.00	425,054.00	415,882.00
Transfer to Muni	(1,070,417.76)	(1,106,298.00)	(1,106,298.00)	(1,193,798.00)	(167,984.83)
	<u>1,324,758.47</u>	<u>1,273,261.40</u>	<u>1,273,261.40</u>	<u>1,185,761.40</u>	<u>1,888,001.40</u>
<b>103 Biodiversity Strategy Reserve</b>					
Accumulated Reserves at Start of Year	8,610.25	8,610.25	8,610.25	8,610.25	9,185.75
Interest transfer to Reserves	209.45	336.00	336.00	336.00	540.35
Transfer from Muni	0.00	0.00	0.00	0.00	5,000.00
Transfer to Muni	(8,819.70)	(8,946.25)	(8,946.25)	(8,946.25)	(6,115.85)
	<u>0.00</u>	<u>0.00</u>	<u>0.00</u>	<u>0.00</u>	<u>8,610.25</u>
<b>104 Busselton Library Extension</b>					
Accumulated Reserves at Start of Year	0.00	0.00	0.00	0.00	348,804.47
Interest transfer to Reserves	0.00	0.00	0.00	0.00	10,158.58
Transfer to Muni	0.00	0.00	0.00	0.00	(358,963.05)
	<u>0.00</u>	<u>0.00</u>	<u>0.00</u>	<u>0.00</u>	<u>0.00</u>
<b>105 Busselton Town Centre Improvements (SAR)</b>					
Accumulated Reserves at Start of Year	11,696.15	11,696.15	11,696.15	11,696.15	11,169.54
Interest transfer to Reserves	300.72	408.00	408.00	408.00	526.61
Transfer to Muni	(11,996.87)	(12,104.15)	(12,104.15)	(12,104.15)	0.00
	<u>0.00</u>	<u>0.00</u>	<u>0.00</u>	<u>0.00</u>	<u>11,696.15</u>
<b>106 Building Reserve Fund</b>					
Accumulated Reserves at Start of Year	1,341,008.08	1,341,008.08	1,341,008.08	1,341,008.08	1,224,299.55
Interest transfer to Reserves	61,070.51	47,244.00	47,244.00	47,244.00	71,252.91
Transfer from Muni	500,000.00	500,000.00	500,000.00	500,000.00	500,000.00
Transfer to Muni	(401,875.80)	(475,000.00)	(475,000.00)	(475,000.00)	(454,544.38)
	<u>1,500,202.79</u>	<u>1,413,252.08</u>	<u>1,413,252.08</u>	<u>1,413,252.08</u>	<u>1,341,008.08</u>
<b>107 Corporate IT System Programme</b>					
Accumulated Reserves at Start of Year	119,253.54	119,253.54	119,253.54	119,253.54	114,036.85
Interest transfer to Reserves	4,592.73	4,200.00	4,200.00	4,200.00	5,216.69
	<u>123,846.27</u>	<u>123,453.54</u>	<u>123,453.54</u>	<u>123,453.54</u>	<u>119,253.54</u>
<b>108 E.D.P. Main Reserve</b>					
Accumulated Reserves at Start of Year	9,711.00	9,711.00	9,711.00	9,711.00	148,671.32
Interest transfer to Reserves	338.83	360.00	360.00	360.00	6,040.49
Transfer to Muni	(10,049.83)	(10,071.00)	(10,071.00)	(10,071.00)	(145,000.81)
	<u>0.00</u>	<u>0.00</u>	<u>0.00</u>	<u>0.00</u>	<u>9,711.00</u>
<b>110 Jetty Maintenance Reserve</b>					
Accumulated Reserves at Start of Year	1,278,159.07	1,278,159.07	1,278,159.07	1,278,159.07	14,227.24
Interest transfer to Reserves	60,828.75	45,024.00	45,024.00	45,024.00	693.21
Transfer from Muni	1,148,000.00	1,148,000.00	1,148,000.00	1,148,000.00	1,400,912.10
Transfer to Muni	(1,022,035.55)	(1,335,023.00)	(1,335,023.00)	(1,335,023.00)	(137,673.48)
	<u>1,464,952.27</u>	<u>1,136,160.07</u>	<u>1,136,160.07</u>	<u>1,136,160.07</u>	<u>1,278,159.07</u>
<b>111 Legal Expenses Reserve</b>					
Accumulated Reserves at Start of Year	191,228.66	191,228.66	191,228.66	191,228.66	278,239.33
Interest transfer to Reserves	7,933.02	6,732.00	6,732.00	6,732.00	12,533.11
Transfer from Muni	50,000.00	50,000.00	50,000.00	50,000.00	0.00
Transfer to Muni	0.00	0.00	0.00	0.00	(99,543.78)
	<u>249,161.68</u>	<u>247,960.66</u>	<u>247,960.66</u>	<u>247,960.66</u>	<u>191,228.66</u>

**City of Busselton**

**Reserves Movement Report**

**For The Period Ending 30 June 2014**

	2013/2014 Actual	2013/2014 Amended Budget YTD	2013/2014 Amended Budget	2013/2014 Original Budget	2012/2013 Actual
	\$	\$	\$	\$	\$
<b>112 L.S.L. Reserve</b>					
Accumulated Reserves at Start of Year	1,783,825.00	1,783,825.00	1,783,825.00	1,783,825.00	1,601,268.00
Interest transfer to Reserves	76,768.55	62,844.00	62,844.00	62,844.00	86,944.31
Transfer from Muni	369,252.84	335,649.52	335,649.52	335,649.52	401,136.99
Transfer to Muni	(242,267.39)	(305,590.00)	(305,590.00)	(305,590.00)	(305,524.30)
	<u>1,987,579.00</u>	<u>1,876,728.52</u>	<u>1,876,728.52</u>	<u>1,876,728.52</u>	<u>1,783,825.00</u>
<b>114 Parking Reserve</b>					
Accumulated Reserves at Start of Year	1,794,443.68	1,794,443.68	1,794,443.68	1,794,443.68	1,481,843.15
Interest transfer to Reserves	13,807.87	63,216.00	63,216.00	63,216.00	78,662.67
Transfer from Muni	328,991.00	328,991.00	328,991.00	328,991.00	291,303.00
Transfer to Muni	(2,135,601.41)	(2,183,991.00)	(2,183,991.00)	(2,183,991.00)	(57,365.14)
	<u>1,641.14</u>	<u>2,659.68</u>	<u>2,659.68</u>	<u>2,659.68</u>	<u>1,794,443.68</u>
<b>115 Plant Replacement Reserve</b>					
Accumulated Reserves at Start of Year	3,982,028.74	3,982,028.74	3,982,028.74	3,982,028.74	4,188,455.19
Interest transfer to Reserves	155,482.56	140,280.00	140,280.00	140,280.00	203,614.04
Transfer from Muni	500,000.00	500,000.00	500,000.00	500,000.00	350,000.00
Transfer to Muni	(1,040,226.90)	(1,912,650.00)	(1,912,650.00)	(1,893,650.00)	(760,040.49)
	<u>3,597,284.40</u>	<u>2,709,658.74</u>	<u>2,709,658.74</u>	<u>2,728,658.74</u>	<u>3,982,028.74</u>
<b>116 Professional Development Reserve</b>					
Accumulated Reserves at Start of Year	131,748.68	131,748.68	131,748.68	131,748.68	182,711.42
Interest transfer to Reserves	6,142.99	4,644.00	4,644.00	4,644.00	8,197.52
Transfer from Muni	60,000.00	60,000.00	60,000.00	60,000.00	0.00
Transfer to Muni	(85,996.12)	(60,000.00)	(60,000.00)	(60,000.00)	(59,160.26)
	<u>111,895.55</u>	<u>136,392.68</u>	<u>136,392.68</u>	<u>136,392.68</u>	<u>131,748.68</u>
<b>117 Road Asset Renewal Reserve</b>					
Accumulated Reserves at Start of Year	67,764.45	67,764.45	67,764.45	67,764.45	387,344.76
Interest transfer to Reserves	4,822.79	2,388.00	2,388.00	2,388.00	17,419.69
Transfer from Muni	328,200.00	328,200.00	328,200.00	328,200.00	0.00
Transfer to Muni	(398,352.00)	(398,352.45)	(398,352.45)	(398,352.45)	(337,000.00)
	<u>2,435.24</u>	<u>0.00</u>	<u>0.00</u>	<u>0.00</u>	<u>67,764.45</u>
<b>118 Salary / Wage Contingency Reserve</b>					
Accumulated Reserves at Start of Year	58,667.91	58,667.91	58,667.91	58,667.91	56,026.40
Interest transfer to Reserves	1,508.45	2,064.00	2,064.00	2,064.00	2,641.51
Transfer to Muni	(60,176.36)	(60,731.91)	(60,731.91)	(60,731.91)	0.00
	<u>0.00</u>	<u>0.00</u>	<u>0.00</u>	<u>0.00</u>	<u>58,667.91</u>
<b>119 Sick Leave Incentive Reserve</b>					
Accumulated Reserves at Start of Year	134,223.98	134,223.98	134,223.98	134,223.98	143,258.72
Interest transfer to Reserves	5,019.56	4,728.00	4,728.00	4,728.00	7,778.54
Transfer from Muni	7,993.89	0.00	0.00	0.00	0.00
Transfer to Muni	(10,216.97)	0.00	0.00	0.00	(16,813.28)
	<u>137,020.46</u>	<u>138,951.98</u>	<u>138,951.98</u>	<u>138,951.98</u>	<u>134,223.98</u>
<b>120 Strategic Projects Reserve</b>					
Accumulated Reserves at Start of Year	235,122.84	235,122.84	235,122.84	235,122.84	224,536.55
Interest transfer to Reserves	9,658.67	8,280.00	8,280.00	8,280.00	10,586.29
Transfer from Muni	25,000.00	40,000.00	40,000.00	40,000.00	0.00
Transfer to Muni	(24,224.00)	(64,850.00)	(64,850.00)	(64,850.00)	0.00
	<u>245,557.51</u>	<u>218,552.84</u>	<u>218,552.84</u>	<u>218,552.84</u>	<u>235,122.84</u>
<b>121 Waste Facilities &amp; Plant Reserve</b>					
Accumulated Reserves at Start of Year	3,143,188.73	3,143,188.73	3,143,188.73	3,143,188.73	1,250,225.76
Interest transfer to Reserves	162,508.14	110,724.00	110,724.00	110,724.00	117,985.60
Transfer from Muni	2,870,025.00	1,715,850.00	1,715,850.00	1,715,850.00	2,352,662.00
Transfer to Muni	(351,228.17)	(1,322,689.00)	(1,322,689.00)	(1,314,989.00)	(577,684.63)
	<u>5,824,493.70</u>	<u>3,647,073.73</u>	<u>3,647,073.73</u>	<u>3,654,773.73</u>	<u>3,143,188.73</u>
<b>122 Waterways Development Reserve Council 25 Percent</b>					
Accumulated Reserves at Start of Year	506,854.71	506,854.71	506,854.71	506,854.71	443,341.12
Interest transfer to Reserves	20,735.53	17,856.00	17,856.00	17,856.00	22,071.41
Transfer from Muni	51,249.16	50,845.00	50,845.00	50,845.00	48,185.88
Transfer to Muni	(11,542.95)	(20,000.00)	(20,000.00)	(20,000.00)	(6,743.70)
	<u>567,296.45</u>	<u>555,555.71</u>	<u>555,555.71</u>	<u>555,555.71</u>	<u>506,854.71</u>

**City of Busselton**

**Reserves Movement Report**

**For The Period Ending 30 June 2014**

	2013/2014 Actual	2013/2014 Amended Budget YTD	2013/2014 Amended Budget	2013/2014 Original Budget	2012/2013 Actual
	\$	\$	\$	\$	\$
<b>123 Waterways Management Reserve (SAR)</b>					
Accumulated Reserves at Start of Year	3,021,601.77	3,021,601.77	3,021,601.77	3,021,601.77	2,743,415.18
Interest transfer to Reserves	120,144.76	106,440.00	106,440.00	106,440.00	133,629.96
Transfer from Muni	153,746.47	152,534.00	152,534.00	152,534.00	144,556.63
	<u>3,295,493.00</u>	<u>3,280,575.77</u>	<u>3,280,575.77</u>	<u>3,280,575.77</u>	<u>3,021,601.77</u>
<b>124 Workers Compensation Contingency Reserve</b>					
Accumulated Reserves at Start of Year	247,417.06	247,417.06	247,417.06	247,417.06	354,694.20
Interest transfer to Reserves	8,732.53	8,712.00	8,712.00	8,712.00	16,722.86
Transfer to Muni	0.00	0.00	0.00	0.00	(124,000.00)
	<u>256,149.59</u>	<u>256,129.06</u>	<u>256,129.06</u>	<u>256,129.06</u>	<u>247,417.06</u>
<b>125 Youth Facilities Reserve</b>					
Accumulated Reserves at Start of Year	34,409.01	34,409.01	34,409.01	34,409.01	32,859.73
Interest transfer to Reserves	884.67	1,212.00	1,212.00	1,212.00	1,549.28
Transfer to Muni	(35,293.68)	(35,621.01)	(35,621.01)	(35,621.01)	0.00
	<u>0.00</u>	<u>0.00</u>	<u>0.00</u>	<u>0.00</u>	<u>34,409.01</u>
<b>126 Provenge Landscape Maintenance Reserve (SAR)</b>					
Accumulated Reserves at Start of Year	417,255.21	417,255.21	417,255.21	417,255.21	314,833.14
Interest transfer to Reserves	18,365.34	14,700.00	14,700.00	14,700.00	17,258.22
Transfer from Muni	98,066.96	91,930.00	91,930.00	91,930.00	85,163.85
	<u>533,687.51</u>	<u>523,885.21</u>	<u>523,885.21</u>	<u>523,885.21</u>	<u>417,255.21</u>
<b>127 Infrastructure Development Reserve</b>					
Accumulated Reserves at Start of Year	2,016,573.71	2,016,573.71	2,016,573.71	2,016,573.71	3,794,779.59
Interest transfer to Reserves	76,477.71	110,056.00	110,056.00	110,056.00	82,241.37
Transfer from Muni	60,176.36	60,731.91	60,731.91	60,731.91	680,875.00
Transfer to Muni	(375,000.00)	(1,925,119.00)	(1,925,119.00)	(1,700,119.00)	(2,541,322.25)
	<u>1,778,227.78</u>	<u>262,242.62</u>	<u>262,242.62</u>	<u>487,242.62</u>	<u>2,016,573.71</u>
<b>128 Vasse Newtown Landscape Maintenance Reserve (SAR)</b>					
Accumulated Reserves at Start of Year	221,549.77	221,549.77	221,549.77	221,549.77	104,020.27
Interest transfer to Reserves	11,453.54	7,800.00	7,800.00	7,800.00	8,052.76
Transfer from Muni	125,403.98	117,194.00	117,194.00	117,194.00	109,476.74
	<u>358,407.29</u>	<u>346,543.77</u>	<u>346,543.77</u>	<u>346,543.77</u>	<u>221,549.77</u>
<b>129 Untied Grants Reserve</b>					
Accumulated Reserves at Start of Year	1,108,231.00	1,108,231.00	1,108,231.00	1,108,231.00	1,087,391.00
Transfer from Muni	0.00	0.00	0.00	0.00	1,108,231.00
Transfer to Muni	(1,108,231.00)	(1,108,231.00)	(1,108,231.00)	(1,108,231.00)	(1,087,391.00)
	<u>0.00</u>	<u>0.00</u>	<u>0.00</u>	<u>0.00</u>	<u>1,108,231.00</u>
<b>130 Locke Estate Reserve</b>					
Accumulated Reserves at Start of Year	56,000.00	56,000.00	56,000.00	56,000.00	0.00
Interest transfer to Reserves	2,516.21	1,968.00	1,968.00	1,968.00	0.00
Transfer from Muni	56,000.00	64,000.00	64,000.00	64,000.00	56,000.00
	<u>114,516.21</u>	<u>121,968.00</u>	<u>121,968.00</u>	<u>121,968.00</u>	<u>56,000.00</u>
<b>131 Busselton Community Resource Centre</b>					
Accumulated Reserves at Start of Year	12,663.53	12,663.53	12,663.53	12,663.53	0.00
Interest transfer to Reserves	1,103.71	444.00	444.00	444.00	363.53
Transfer from Muni	22,982.83	25,232.00	25,232.00	25,232.00	12,300.00
	<u>36,750.07</u>	<u>38,339.53</u>	<u>38,339.53</u>	<u>38,339.53</u>	<u>12,663.53</u>
<b>Total Cash Backed Reserves</b>	<u><b>28,134,985.16</b></u>	<u><b>21,860,731.17</b></u>	<u><b>21,860,731.17</b></u>	<u><b>21,992,931.17</b></u>	<u><b>28,386,871.51</b></u>
<b>Summary</b>					
9101 Accumulated Reserves at Start of Year	28,386,871.51	28,386,871.51	28,386,871.51	28,386,871.51	27,127,642.42
9104 Interest transfer to Reserves	1,082,023.29	1,000,000.00	1,000,000.00	1,000,000.00	1,242,232.64
9102 Transfer from Muni	7,519,551.05	6,044,211.43	6,044,211.43	6,044,211.43	8,011,685.19
9103 Transfer to Muni	(8,853,460.69)	(13,570,351.77)	(13,570,351.77)	(13,438,151.77)	(7,994,688.74)
<b>Closing Balance</b>	<u><b>28,134,985.16</b></u>	<u><b>21,860,731.17</b></u>	<u><b>21,860,731.17</b></u>	<u><b>21,992,931.17</b></u>	<u><b>28,386,871.51</b></u>

**City of Busselton**

**Reserve Transfers to Municipal Fund**

**For the Period Ending 30 June 2014**

Description	2013/2014	2013/2014	2013/2014
	Actual YTD	Amended Budget	Original Budget
	\$	\$	\$
<b>Airport Infrastructure Renewal &amp; Replacement Reserve</b>			
Taxiway / Hanger Extension (C6016)	0	108,746	108,746
Terminal Upgrade (B9708)	0	16,338	16,338
	<b>0</b>	<b>125,084</b>	<b>125,084</b>
<b>Assets Depreciation Reserve</b>			
Asbestos Management Plan	125,000	125,000	125,000
Civic & Administration Centre (B9010)	284,200	500,000	500,000
Spine Road - East Side of Jetty (C3108) -C1310/266	0	0	357,000
Kookaburra Caravan Park - Replacement of Cabins	40,708	150,000	150,000
Busselton Jetty Depot - Maintenance Compound (B9584)- C1310/266	0	325,000	
	<b>449,908</b>	<b>1,100,000</b>	<b>1,132,000</b>
<b>Beach Protection Reserve</b>			
Sand Nourishment - 50% (C2512)	75,000	75,000	75,000
Locke Estate Coastal Protection - 50% (C2513) -C1310/284	262,500	262,500	700,000
Scout Rd Groyne & Coastal Rehab - 50% (C2515)-C1309/249	684,053	700,000	350,000
Abbey Timber Groyne 1 (C2507)	18,865	30,000	30,000
Abbey Timber Groyne 2 (C2508)	30,000	30,000	30,000
Harvest Road Groyne (C2518)	0	8,798	8,798
	<b>1,070,418</b>	<b>1,106,298</b>	<b>1,193,798</b>
<b>Bio-Diversity Reserve</b>			
Biodiversity Rate Incentive (reserve to be closed in 2013/14)	8,820	8,946	8,946
	<b>8,820</b>	<b>8,946</b>	<b>8,946</b>
<b>Busselton Town Centre Improvements Reserve</b>			
Busselton Townscape Works (reserve to be closed in 2013/14)	11,997	12,104	12,104
	<b>11,997</b>	<b>12,104</b>	<b>12,104</b>
<b>Buildings Reserve</b>			
Churchill Park Change room - Male/Female refurbishment (B9558)	94,078	95,000	95,000
Old Butter Factory - plumbing & drainage works (B9563)	17,926	20,000	20,000
Old Butter Factory - fire compliance (B9564)	4,441	10,000	10,000
Old Butter Factory - Pottery front entry façade (B9565)	23,394	25,000	25,000
Bovell Football Change rooms (B9548)	94,677	97,000	97,000
Churchill Park (Trots lighting) - electrical upgrade continuance (B9537)	23,000	23,000	23,000
Churchill Park - plumbing works (B9559)	6,022	10,000	10,000
Yallingup Toilet Upgrade (B9515)	103,463	105,000	105,000
GLC Pool Hall Ceiling Refurbishment (B9566) - C1402/024	0	0	25,000
GLC Main Board Repairs (B9567) - C1402/024	0	5,000	15,000
Carbunup Hall Toilet (B9569)	19,750	20,000	20,000
Depot Building Power Upgrade (B9710)	15,125	30,000	30,000
GLC Extensions (B9554) - C1402/024	0	35,000	0
	<b>401,876</b>	<b>475,000</b>	<b>475,000</b>
<b>E.D.P. (Equipment) Main Reserve</b>			
Furniture & Equipment -Information Technology (reserve to be closed in 2013/14)	10,050	10,071	10,071
	<b>10,050</b>	<b>10,071</b>	<b>10,071</b>
<b>Jetty Maintenance Reserve</b>			
Busselton Jetty Building & Facilities Maintenance (section 522)	175,262	264,090	264,090
Interpretative Centre (inc. insurance)	1,475	1,460	1,460
Underwater Observatory (inc. insurance)	20,337	29,502	29,502
Jetty Train (inc. insurance)	390	903	903
Works Maintenance (section 541)	2,461	10,750	10,750
Parks & Gardens (section 545)	1,259	2,292	2,292
Busselton Jetty Refurbishment (C3500)	760,579	977,387	977,387
Busselton Jetty Structural Assessment	60,273	48,639	48,639
	<b>1,022,036</b>	<b>1,335,023</b>	<b>1,335,023</b>
<b>Long Service Leave Reserve</b>			
As per salaries budgets (numerous staff)	242,267	305,590	305,590
	<b>242,267</b>	<b>305,590</b>	<b>305,590</b>

**City of Busselton**

**Reserve Transfers to Municipal Fund**

**For the Period Ending 30 June 2014**

Description	2013/2014	2013/2014	2013/2014
	Actual YTD	Amended Budget	Original Budget
	\$	\$	\$
<b>Shire Car Parking and Access Reserve</b>			
Prowse Way Dunsborough - car parking (C0026)	40,601	55,000	55,000
Land Acquisition - Car parking	2,020,000	1,800,000	1,800,000
Land Acquisition - Loan repayments	75,000	328,991	328,991
	<b>2,135,601</b>	<b>2,183,991</b>	<b>2,183,991</b>
<b>Plant Replacement Reserve</b>			
Kawasaki Mule Kookaburra Caravan Park	12,328	14,000	14,000
Toro Zero Turn Mower Kookaburra Caravan Park	0	26,500	26,500
Toro Zero Turn Mower Busselton Airport	17,954	26,500	26,500
Iveco Acco Waste Compactor Domestic Waste Collection	319,129	332,000	332,000
Iveco Acco Waste Compactor Domestic Waste Collection	0	332,000	332,000
Massey Ferguson Tractor Parks & Gardens	0	118,000	118,000
Howard Procut 210 Slasher Parks & Gardens	0	14,000	14,000
Kubota Outfront Mower Parks & Gardens	18,125	25,500	25,500
Gianni Ferrari Mower Parks & Gardens	53,450	67,500	67,500
Toro Groundmaster Outfront Mower Parks & Gardens	18,125	25,500	25,500
Auxiliary Minor Plant Items: Parks & Gardens	25,147	31,500	31,500
Caterpillar Loader Backhoe Construction/Maintenance	136,700	138,000	138,000
Caterpillar Front End Loader Construction/Maintenance	225,000	225,000	225,000
Isuzu NPR400 Dual Cab Tray Top Construction/Maintenance	54,085	60,000	60,000
Mitsubishi Fuso 6 Tonne Truck (Chassis) Construction/Maintenance	0	114,500	114,500
Isuzu FVZ1400 Tipper Construction/Maintenance	111,378	120,000	120,000
Auxiliary Minor Plant Items	10,084	18,000	18,000
Kawasaki Mule Busselton Jetty	12,362	14,000	14,000
Hoist for Mosquito Treatment Drums	3,250	4,150	4,150
New Truck - Vasse & Provence	0	110,000	110,000
Sundry Small Plant - Vasse & Provence	0	12,000	12,000
Sidewinder Mower - Vasse & Provence	0	50,000	50,000
Separator for Plant Wash Down Bay - Busselton Depot	4,110	15,000	15,000
Mosquito Control Vehicle - C1403/076	19,000	19,000	
	<b>1,040,227</b>	<b>1,912,650</b>	<b>1,893,650</b>
<b>Professional Development Reserve</b>			
As per Employee Services & Risk budget	85,996	60,000	60,000
	<b>85,996</b>	<b>60,000</b>	<b>60,000</b>
<b>Road Asset Renewal Reserve</b>			
Wonnerup South Road (W0114)	163,958	163,958	163,958
Adams Road (W0116)	53,216	53,216	53,216
Caladenia Close (W0113)	52,760	52,760	52,760
Eagle Crescent (W0087)	41,353	41,353	41,353
Kaloorup Road (W0018)	87,065	87,065	87,065
	<b>398,352</b>	<b>398,352</b>	<b>398,352</b>
<b>Salaries &amp; Wages Contingency Reserve</b>			
Salaries related expenditure (reserve to be closed in 2013/14)	60,176	60,732	60,732
	<b>60,176</b>	<b>60,732</b>	<b>60,732</b>
<b>Sick Leave Incentive Reserve</b>			
As per Enterprise Agreement	10,217	0	0
	<b>10,217</b>	<b>0</b>	<b>0</b>
<b>Strategic Projects Reserve</b>			
Old Fire Station Building	0	40,000	40,000
Marine Berthing Facility	24,224	24,850	24,850
	<b>24,224</b>	<b>64,850</b>	<b>64,850</b>
<b>Waste Management Facility &amp; Plant Reserve</b>			
Busselton Tip Building (B9402)	0	60,000	60,000
Dunsborough Tip Upgrade Septage (C3478)	70,000	100,000	100,000
New Cell Development (C3479)	5,960	150,000	150,000
Transfer Station Development (C3481)	44,870	500,000	500,000
Road Sealing (C3483)	22,325	120,000	120,000
Plant (G0030)	1,770	7,000	7,000
Plant (G0031)	19,383	28,000	28,000
Busselton Rubbish Site Consultancy (G0030)	7,000	20,000	20,000

**City of Busselton**

**Reserve Transfers to Municipal Fund**

**For the Period Ending 30 June 2014**

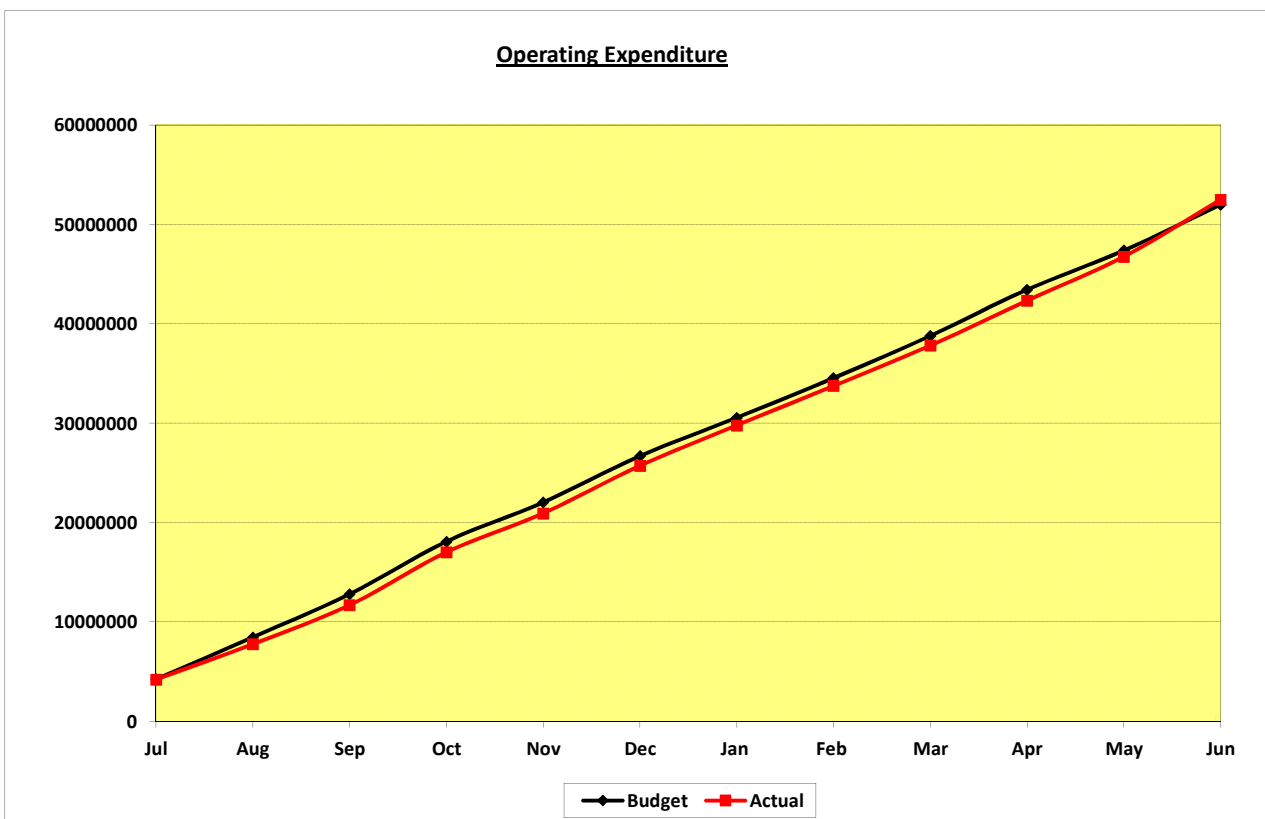
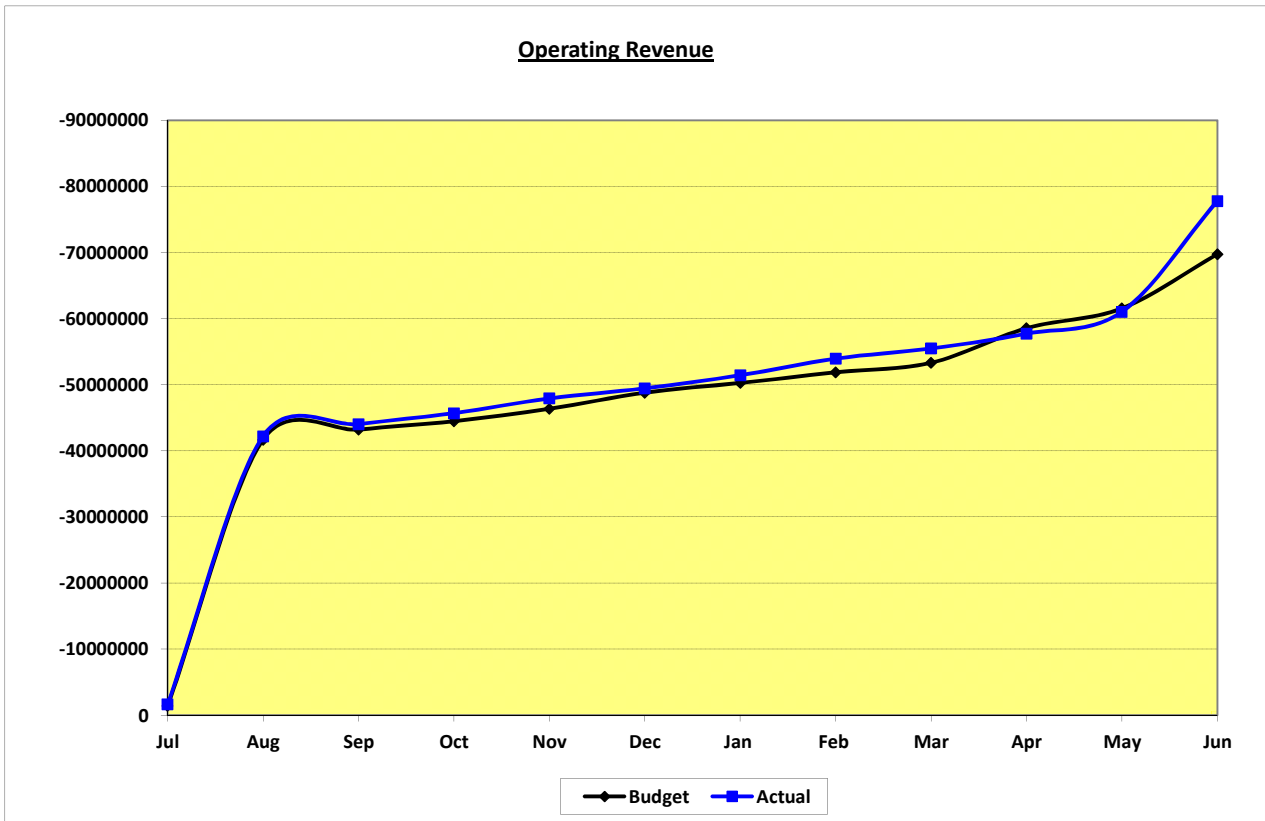
Description	2013/2014	2013/2014	2013/2014
	Actual YTD	Amended Budget	Original Budget
	\$	\$	\$
Dunsborough Rubbish Site Consultancy (G0031)	0	20,000	20,000
Rubbish Site Development Consultancy (G0032)	151,825	246,710	246,710
Recycling Education Officer (salary costs)	10,695	34,679	34,679
Waste Truck Sensors	9,700	16,500	16,500
Hydrocarbon Field Analyser	0	12,100	12,100
Hooklift Bin for Carting Sand (G0031) - C1312/331	7,700	7,700	0
	<b>351,228</b>	<b>1,322,689</b>	<b>1,314,989</b>
<b>Port Geographe Waterways Development Reserve</b>			
Port Geographe Legal Expenses	11,543	20,000	20,000
	<b>11,543</b>	<b>20,000</b>	<b>20,000</b>
<b>Youth Facilities Reserve</b>			
Busselton Foreshore works (reserve to be closed in 2013/14)	35,294	35,621	35,621
	<b>35,294</b>	<b>35,621</b>	<b>35,621</b>
<b>Infrastructure Development Reserve</b>			
Miscellaneous Land Acquisitions	0	100,000	100,000
Spine Road - East Side of Jetty (C3108) - C1310/266	0	0	1,200,000
Busselton Foreshore Site Investigation (C3094)	375,000	400,119	400,119
Scout Hall Relocation (C3106) - C1310/266	0	175,000	
Railway House - Stage 1 (B9583) - C1310/266	0	1,000,000	
Stanley Street Services (C3114)-C1310/266	0	250,000	
	<b>375,000</b>	<b>1,925,119</b>	<b>1,700,119</b>
<b>Untied Grants Reserve</b>			
Advance Payment 2013/14 Financial Assistance Grant	1,108,231	1,108,231	1,108,231
	<b>1,108,231</b>	<b>1,108,231</b>	<b>1,108,231</b>
<b>Total</b>	<b>8,853,461</b>	<b>13,570,352</b>	<b>13,438,152</b>



Operating Revenue & Expenditure

YTD Actual v Amended Budget

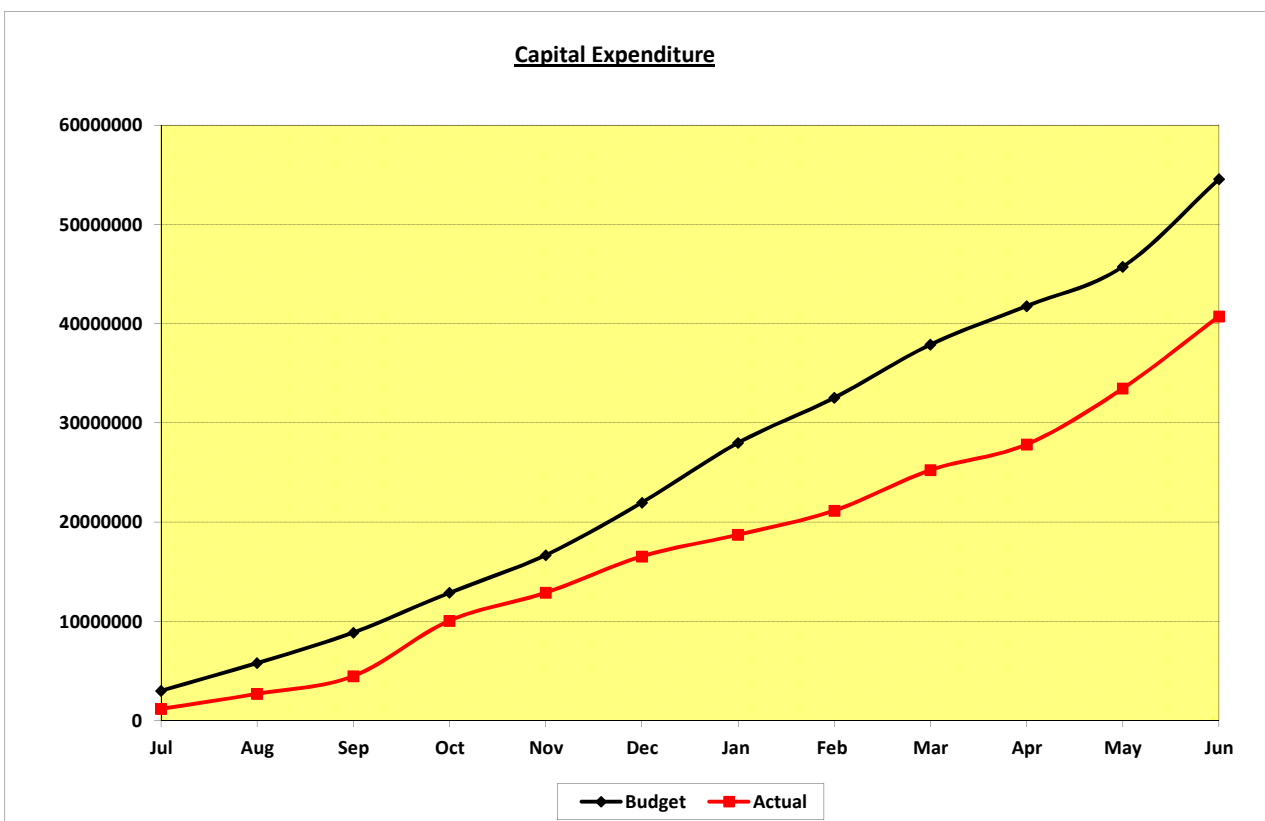
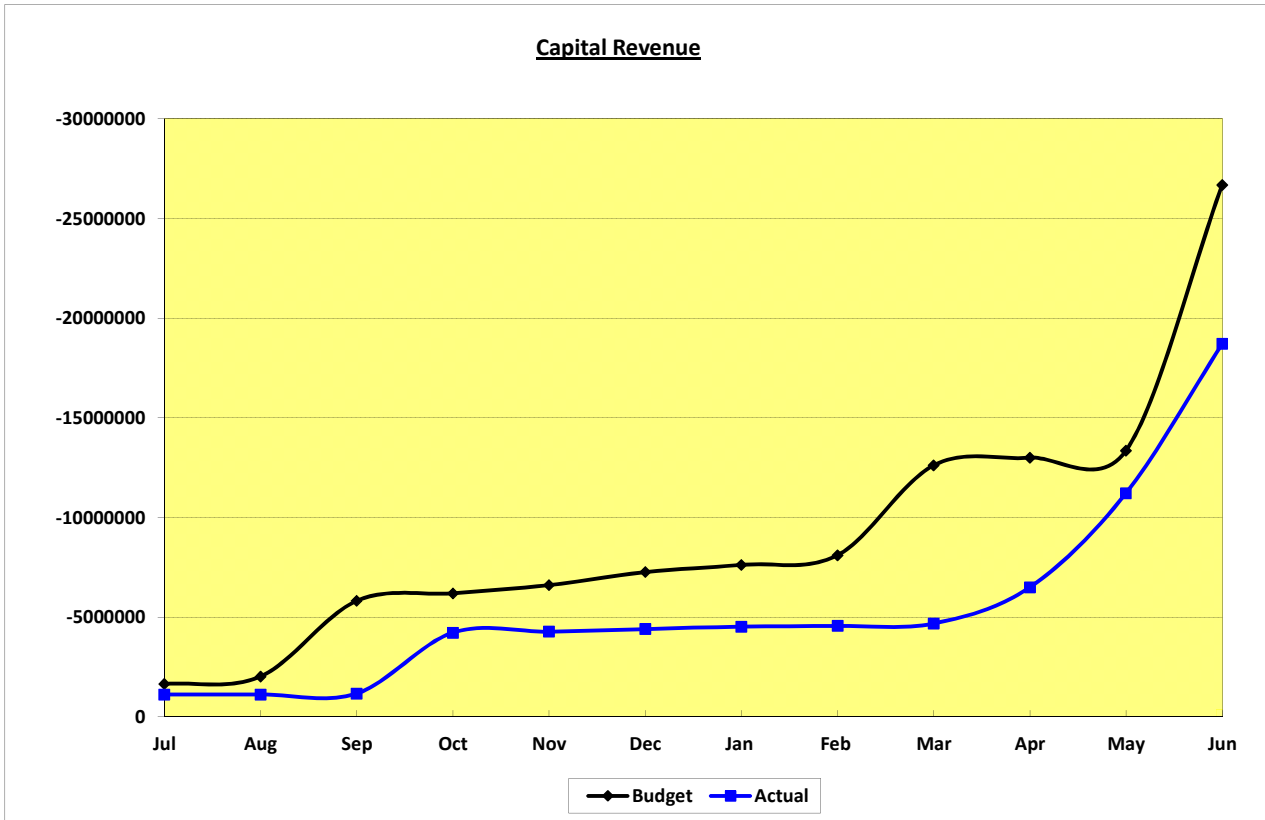
2013/14 Financial Year



Capital Revenue & Expenditure

YTD Actual v Amended Budget

2013/14 Financial Year



**City of Busselton**

**Fees & Charges (summary)**

**For The Period Ending 30 June 2014**

Description	2013/2014 Amended Budget	2013/2014 Amended Budget YTD	2013/2014 Actual	Variance YTD	Variance YTD
	\$	\$	\$	\$	%
<b><u>Fees &amp; Charges (by account group)</u></b>					
35 Building Fees	617,000	617,000	732,901	(115,901)	18.78%
35 Health Fees	290,538	290,538	353,002	(62,464)	21.50%
35 Planning Fees Statutory	355,000	355,000	429,374	(74,374)	20.95%
35 Planning Fees Strategic	90,000	90,000	51,180	38,820	<b>-43.13%</b>
35 Rangers Fees	107,150	107,150	194,998	(87,848)	81.99%
35 Refuse Service Fees	6,364,200	6,364,200	6,647,464	(283,264)	4.45%
35 Facility Service Fees	1,776,328	1,776,328	1,995,536	(219,208)	12.34%
35 Caravan Park Fees	1,108,000	1,108,000	1,073,643	34,357	<b>-3.10%</b>
35 Aged Housing	379,500	379,500	390,340	(10,840)	2.86%
35 Airport Fees	698,100	698,100	1,015,040	(316,940)	45.40%
35 Cemetery Fees	100,750	100,750	87,922	12,828	<b>-12.73%</b>
35 Other Fees & Charges	463,190	463,190	618,702	(155,512)	33.57%
<b>Total</b>	<b>12,349,756</b>	<b>12,349,756</b>	<b>13,590,101</b>	<b>(1,240,345)</b>	<b>10.04%</b>

